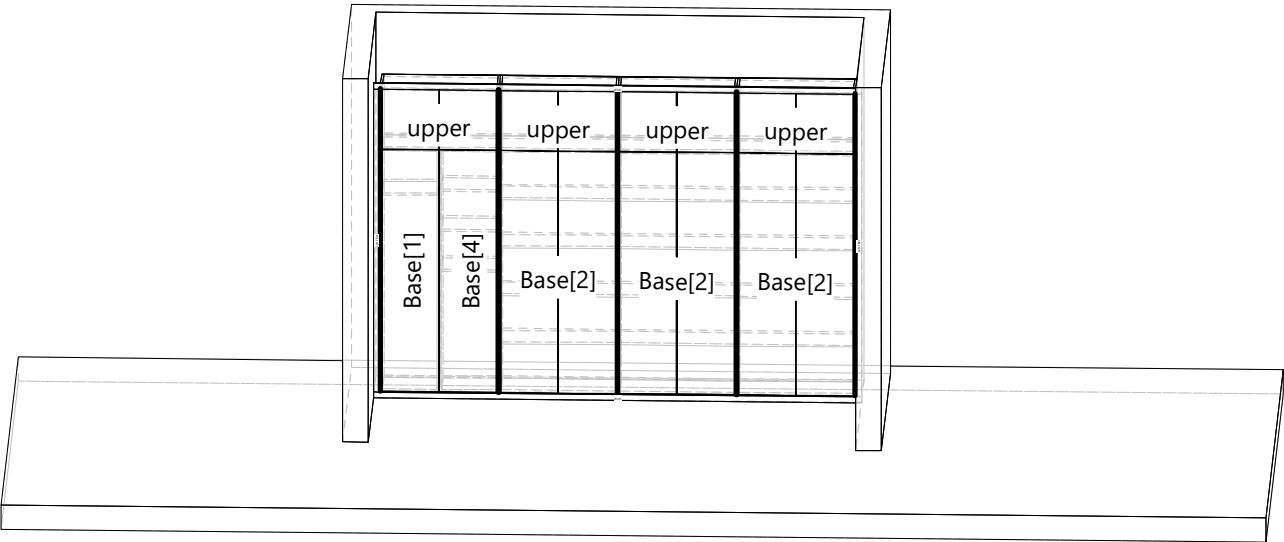


Width 10000.0 mm
Depth 4000.0 mm



Cabinet List

| Name | Height (mm) | Width (mm) | Depth (mm) | Quantity | Unit Price (€) | Price (€) |
|-------------|----------------|---------------|---------------|----------|-------------------|--------------|
| Base[1] | 2000.0 | 470.0 | 400.0 | 1 | 182.18 | 182.18 |
| Base[2] | 2000.0 | 940.0 | 400.0 | 3 | 343.11 | 1029.33 |
| Base[4] | 2000.0 | 470.0 | 400.0 | 1 | 197.25 | 197.25 |
| Left Filler | 2500.0 | 50.0 | 18.0 | 2 | 18.55 | 37.10 |
| Plinth | 50.0 | 3860.0 | 19.0 | 2 | 24.61 | 49.22 |
| upper | 500.0 | 940.0 | 400.0 | 4 | 95.14 | 380.56 |
| Total | | | | | | 1875.64 |

Cutting List (Overall Dimensions) Generic 0120, 12.0

| Num | Reference | Height | Width | Quantity | Grain | Left Edge | Right Edge | Bottom Edge | Top Edge |
|--------------|-----------|--------|-------|----------|-------|-----------|------------|-------------|----------|
| Base[1] | | | | | | | | | |
| 4 | Back | 2000.0 | 470.0 | 1 | No | | | | |
| Base[2] (x3) | | | | | | | | | |
| 4 | Back | 2000.0 | 940.0 | 3 | No | | | | |
| Base[4] | | | | | | | | | |
| 4 | Back | 2000.0 | 470.0 | 1 | No | | | | |
| upper (x4) | | | | | | | | | |
| 4 | Back | 500.0 | 940.0 | 4 | No | | | | |

Cutting List (Overall Dimensions) Generic 0180, 18.0

| Num | Reference | Height | Width | Quantity | Grain | Left Edge | Right Edge | Bottom Edge | Top Edge |
|------------------|-------------------|--------|-------|----------|-------|-----------------|-----------------|-----------------|-----------------|
| Base[1] | | | | | | | | | |
| 1 | Top | 434.0 | 367.5 | 1 | No | | Edge-010, 2.... | | |
| 2 | Bottom | 434.0 | 367.5 | 1 | No | | Edge-010, 2.... | | |
| 3 | [Left, Right] ... | 2000.0 | 367.5 | 2 | No | | Edge-010, 2.... | | |
| 5 | Fixed Shelf [1] | 434.0 | 367.5 | 1 | No | | Edge-010, 2.... | | |
| 6 | Door Std (Si... | 1997.0 | 467.0 | 1 | No | Edge-010, 2.... | Edge-010, 2.... | Edge-010, 2.... | Edge-010, 2.... |
| Base[2] (x3) | | | | | | | | | |
| 1 | Top | 904.0 | 367.5 | 3 | No | | Edge-010, 2.... | | |
| 2 | Bottom | 904.0 | 367.5 | 3 | No | | Edge-010, 2.... | | |
| 3 | [Left, Right] ... | 2000.0 | 367.5 | 6 | No | | Edge-010, 2.... | | |
| 5 | Mobile Shelf | 903.0 | 364.5 | 12 | No | | Edge-010, 2.... | | |
| 6 | Door Std (D... | 1997.0 | 467.0 | 6 | No | Edge-010, 2.... | Edge-010, 2.... | Edge-010, 2.... | Edge-010, 2.... |
| Base[4] | | | | | | | | | |
| 1 | Top | 434.0 | 367.5 | 1 | No | | Edge-010, 2.... | | |
| 2 | Bottom | 434.0 | 367.5 | 1 | No | | Edge-010, 2.... | | |
| 3 | [Left, Right] ... | 2000.0 | 367.5 | 2 | No | | Edge-010, 2.... | | |
| 5 | Fixed Shelf [1] | 434.0 | 367.5 | 1 | No | | Edge-010, 2.... | | |
| 6 | Mobile Shelf | 433.0 | 364.5 | 2 | No | | Edge-010, 2.... | | |
| 7 | Door Std (Si... | 1997.0 | 467.0 | 1 | No | Edge-010, 2.... | Edge-010, 2.... | Edge-010, 2.... | Edge-010, 2.... |
| Left Filler (x2) | | | | | | | | | |
| 1 | Back | 2500.0 | 50.0 | 2 | No | | | | |

Cutting List (Overall Dimensions) Generic 0180, 18.0 (Next)

| Num | Reference | Height | Width | Quantity | Grain | Left Edge | Right Edge | Bottom Edge | Top Edge |
|-----------------|-------------------|--------|--------|----------|-------|-----------------|-----------------|-----------------|-----------------|
| — Plinth (x2) — | | | | | | | | | |
| 1 | Back | 50.0 | 3860.0 | 2 | No | | | | |
| — upper (x4) — | | | | | | | | | |
| 1 | Top | 904.0 | 367.5 | 4 | No | | Edge-010, 2.... | | |
| 2 | Bottom | 904.0 | 367.5 | 4 | No | | Edge-010, 2.... | | |
| 3 | [Left, Right] ... | 500.0 | 367.5 | 8 | No | | Edge-010, 2.... | | |
| 5 | Door Std (D... | 497.0 | 467.0 | 8 | No | Edge-010, 2.... | Edge-010, 2.... | Edge-010, 2.... | Edge-010, 2.... |


Costing Report

| Panel | Surface | Price (€/m²) | Price |
|--|----------|--------------|-----------------|
| Generic 0120, 12.0 | 9.40 m² | 45.00 | 423,00€ |
| Generic 0180, 18.0 | 28.65 m² | 45.00 | 1289,11€ |
| Total | | | 1712,11€ |
| Edge | Length | Price (€/m) | Price |
| Edge-010, 2.0 mm | 105.8 m | 1.00 | 105,82€ |
| Total | | | 105,82€ |
| Fittings | Quantity | Unit Price | Price |
| Häfele/foot/Axilo78-n | 16 | 0.00 | 0,00€ |
| hole/04 | 100 | 0.50 | 50,00€ |
| Titus/Cam-p19/15-34-14/2x-dow/8-30/int | 48 | 0.16 | 7,68€ |
| Total | | | 57,68€ |

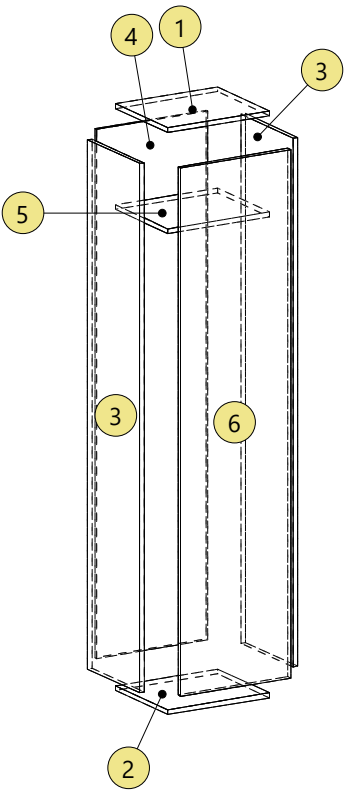

Base[1]

Height 2000.0 mm
Width 470.0 mm
Depth 400.0 mm

FRONT VIEW




LEFT VIEW



Base[1]
Top Generic 0180 Height: 434.0 Width: 367.5 Thickness: 18.0 Quantity: 1

Face 1




Edge-010, 2.0 mm

434.0

367.5

Base[1]
Bottom Generic 0180 Height: 434.0 Width: 367.5 Thickness: 18.0 Quantity: 1

Face 1




Edge-010, 2.0 mm

434.0

367.5


Base[1]
[Left, Right] Side Generic 0180 Height: 2000.0 Width: 367.5 Thickness: 18.0 Quantity: 2

Face 1



Base[1]
Back Generic 0120 Height: 2000.0 Width: 470.0 Thickness: 12.0 Quantity: 1

Face 1




2000.0

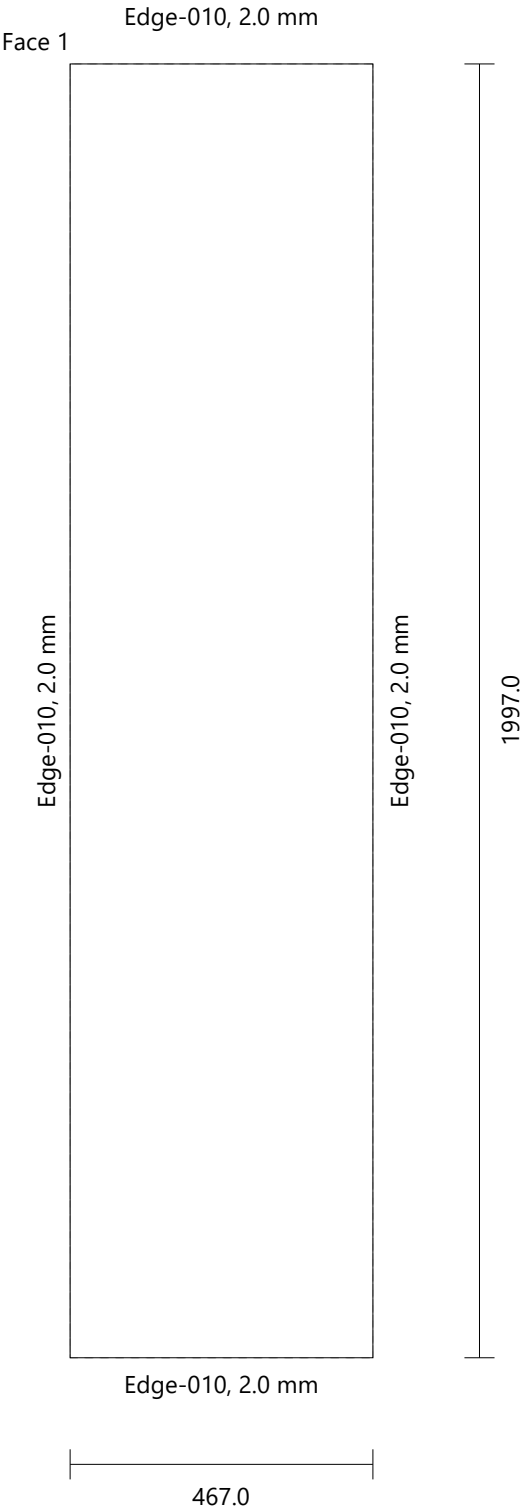
470.0

Base[1]
Fixed Shelf [1] Generic 0180 Height: 434.0 Width: 367.5 Thickness: 18.0 Quantity: 1

Face 1



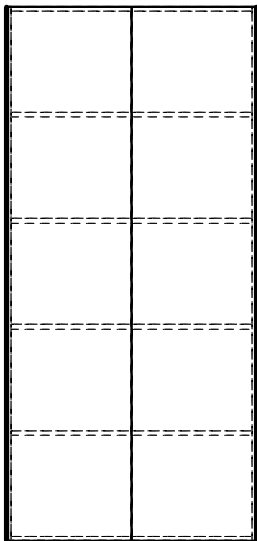
Base[1]
Door Std (Single) [1] Generic 0180 Height: 1997.0 Width: 467.0 Thickness: 18.0 Quantity: 1



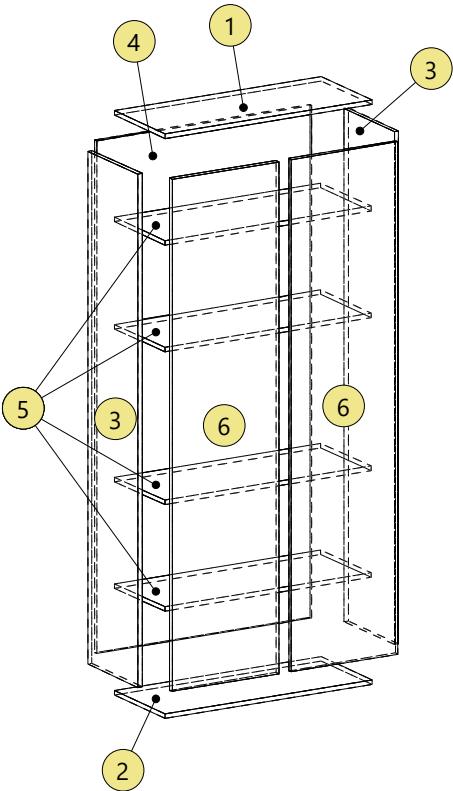


Base[2]

Height 2000.0 mm
Width 940.0 mm
Depth 400.0 mm


FRONT VIEW




LEFT VIEW




Base[2]
Top Generic 0180 Height: 904.0 Width: 367.5 Thickness: 18.0 Quantity: 3



Base[2]
Bottom Generic 0180 Height: 904.0 Width: 367.5 Thickness: 18.0 Quantity: 3




Base[2]
[Left, Right] Side Generic 0180 Height: 2000.0 Width: 367.5 Thickness: 18.0 Quantity: 6



Base[2]
Back Generic 0120 Height: 2000.0 Width: 940.0 Thickness: 12.0 Quantity: 3


Face 1



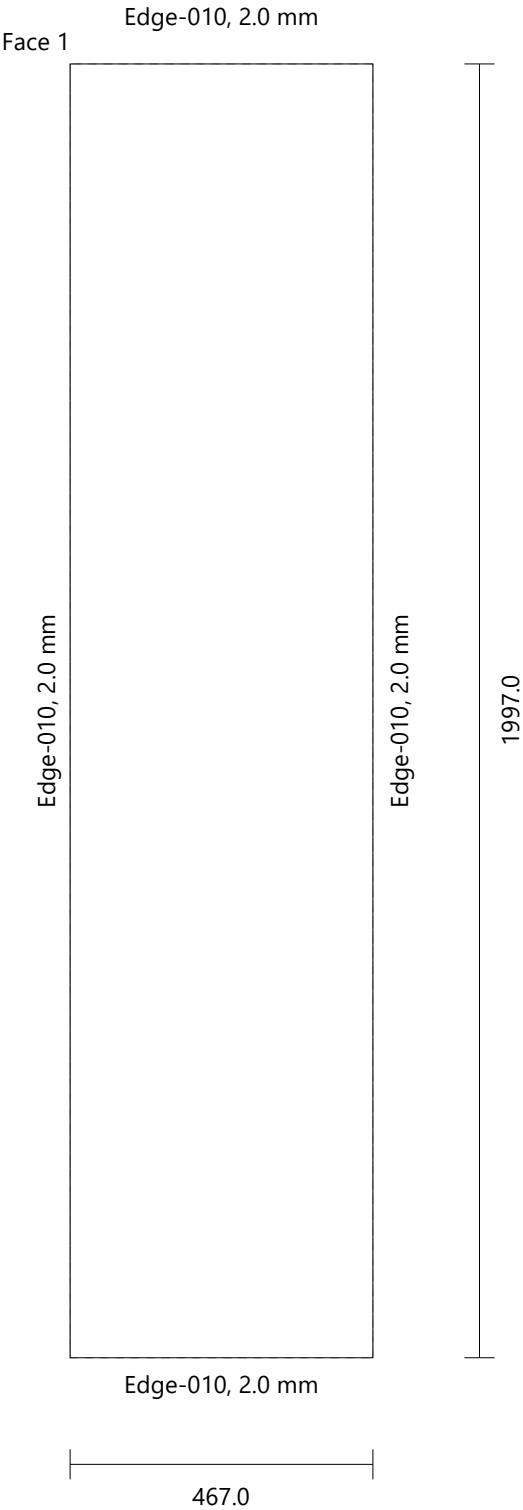
2000.0

940.0

Base[2]
Mobile Shelf Generic 0180 Height: 903.0 Width: 364.5 Thickness: 18.0 Quantity: 12



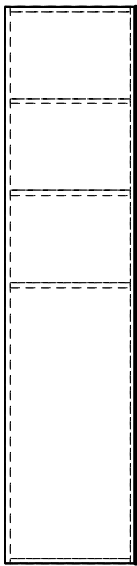
Base[2]
Door Std (Double) [1] Generic 0180 Height: 1997.0 Width: 467.0 Thickness: 18.0 Quantity: 6



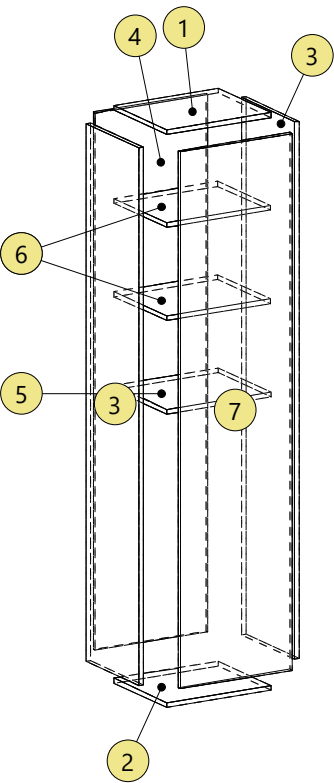

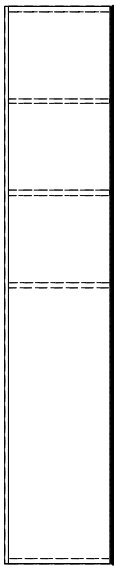
Base[4]

Height 2000.0 mm
Width 470.0 mm
Depth 400.0 mm

FRONT VIEW




LEFT VIEW




Base[4]
Top Generic 0180 Height: 434.0 Width: 367.5 Thickness: 18.0 Quantity: 1

Face 1



Base[4]
Bottom Generic 0180 Height: 434.0 Width: 367.5 Thickness: 18.0 Quantity: 1

Face 1




Edge-010, 2.0 mm

434.0


367.5

Base[4]
[Left, Right] Side Generic 0180 Height: 2000.0 Width: 367.5 Thickness: 18.0 Quantity: 2




Base[4]
Back Generic 0120 Height: 2000.0 Width: 470.0 Thickness: 12.0 Quantity: 1

Face 1




Base[4]
Fixed Shelf [1] Generic 0180 Height: 434.0 Width: 367.5 Thickness: 18.0 Quantity: 1

Face 1



Base[4]
Mobile Shelf Generic 0180 Height: 433.0 Width: 364.5 Thickness: 18.0 Quantity: 2

Face 1

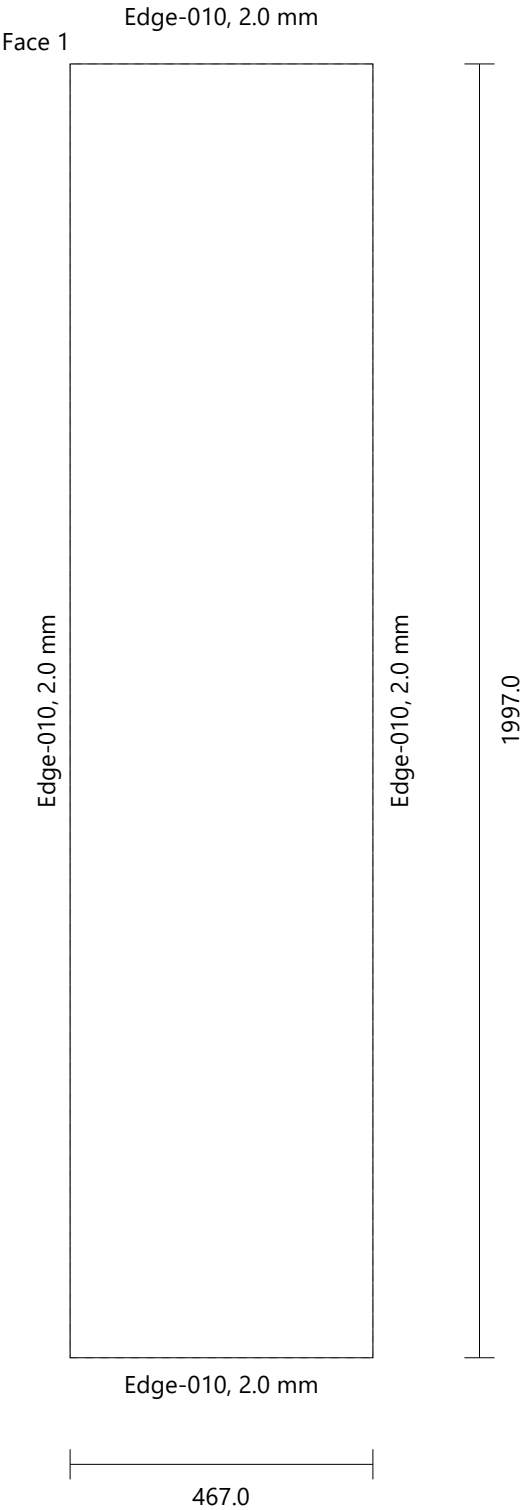


Edge-010, 2.0 mm

433.0

364.5


Base[4]
Door Std (Single) [1] Generic 0180 Height: 1997.0 Width: 467.0 Thickness: 18.0 Quantity: 1



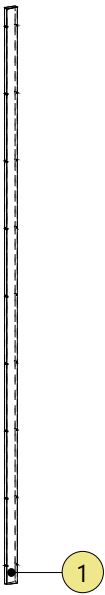
Left Filler

Height 2500.0 mm
Width 50.0 mm
Depth 18.0 mm

FRONT VIEW



LEFT VIEW



Left Filler

[Back](#)

Generic 0180

Height: 2500.0

Width: 50.0

Thickness: 18.0


Quantity: 2

Drilling

A (18)

Diameter: 4.0

Depth: Through (0.0)




Plinth

Height 50.0 mm
Width 3860.0 mm
Depth 19.0 mm


FRONT VIEW



LEFT VIEW



| | | | | |
|----------|--------------|---------------|----------------------|-----------------|
| Plinth | | | | |
| Back | Generic 0180 | Height: 50.0 | Width: 3860.0 | Thickness: 18.0 |
| Drilling | A (28) | Diameter: 4.0 | Depth: Through (0.0) | Quantity: 2 |



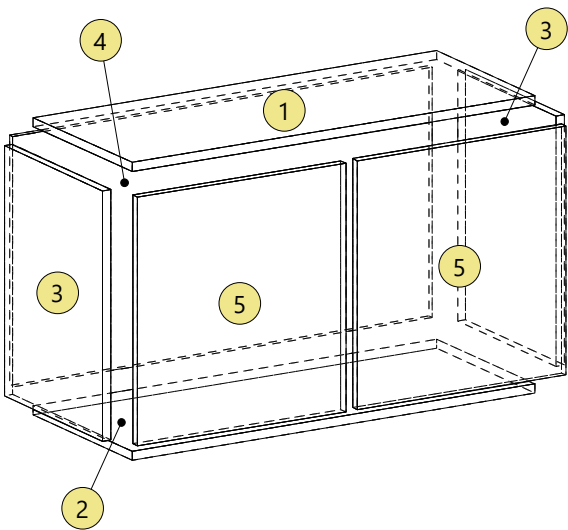
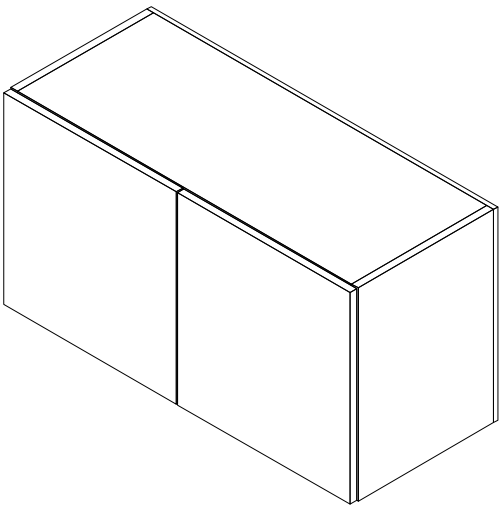

upper

Height 500.0 mm
Width 940.0 mm
Depth 400.0 mm


FRONT VIEW




LEFT VIEW



upper
Top Generic 0180 Height: 904.0 Width: 367.5 Thickness: 18.0 Quantity: 4




upper
Bottom Generic 0180 Height: 904.0 Width: 367.5 Thickness: 18.0 Quantity: 4





upper
[Left, Right] Side Generic 0180 Height: 500.0 Width: 367.5 Thickness: 18.0 Quantity: 8

Face 1



upper
Back Generic 0120 Height: 500.0 Width: 940.0 Thickness: 12.0 Quantity: 4

Face 1



940.0



500.0

upper
Door Std (Double) [1] Generic 0180 Height: 497.0 Width: 467.0 Thickness: 18.0 Quantity: 8

