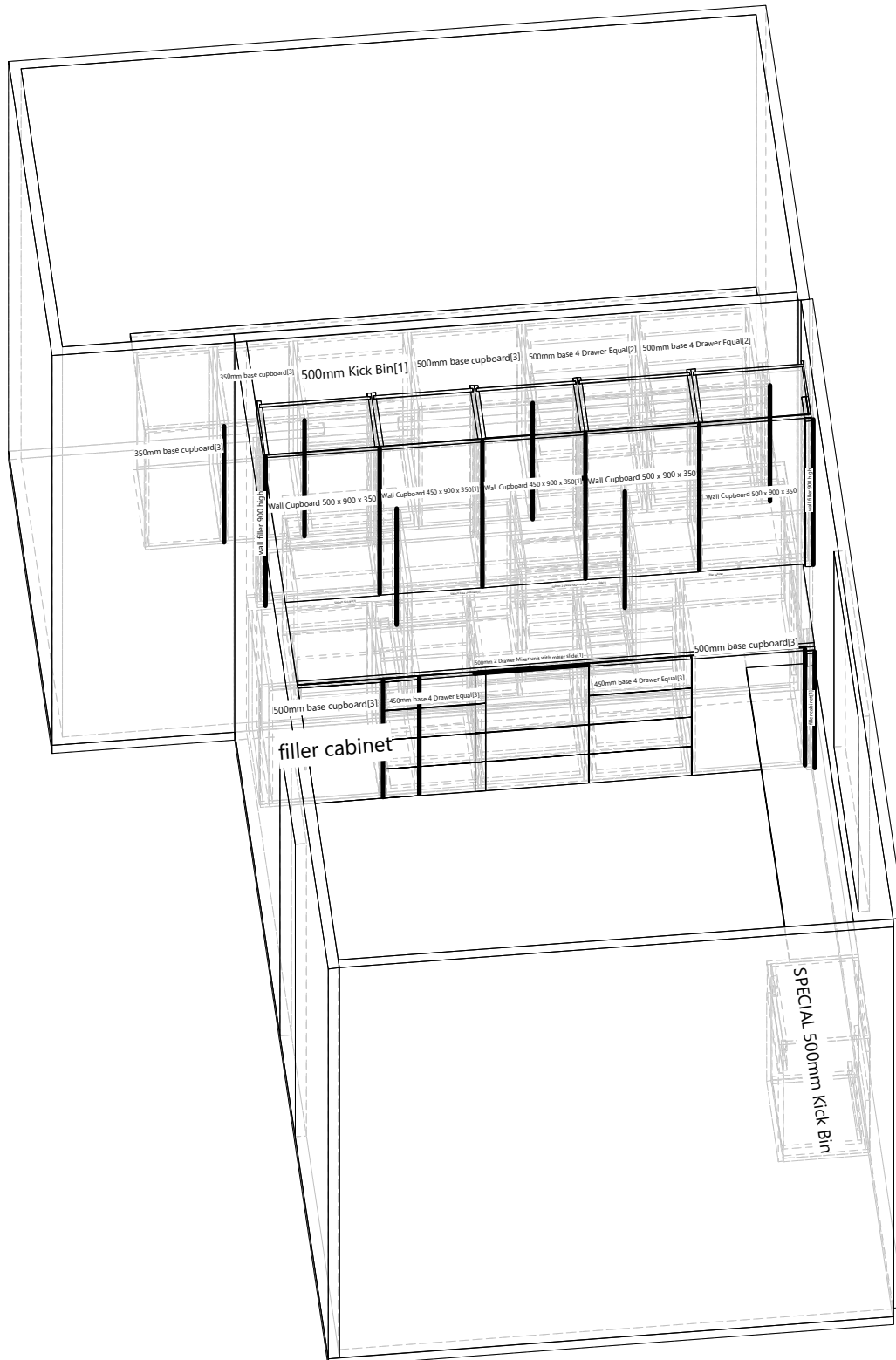


Width	3330.0 mm
Depth	5700.0 mm



Cabinet List

Name	Height (mm)	Width (mm)	Depth (mm)	Quantity	Unit Price (€)	Price (€)
350mm base cupboard[3]	720.0	350.0	495.0	2	137.60	275.20
450mm base 4 Drawer Equal[3]	720.0	450.0	495.0	2	825.67	1651.34
500mm 2 Drawer Mixer unit with mixer slide[1]	720.0	500.0	495.0	2	523.68	1047.36
500mm base 4 Drawer Equal[2]	720.0	500.0	495.0	2	837.38	1674.76
500mm base cupboard[3]	720.0	500.0	495.0	4	160.13	640.52
500mm Kick Bin[1]	720.0	500.0	495.0	2	288.44	576.88
filler cabinet	720.0	700.0	495.0	2	100.78	201.56
filler cabinet[1]	720.0	40.0	150.0	2	25.80	51.60
SPECIAL 500mm Kick Bin	720.0	500.0	400.0	1	278.47	278.47
Wall Cupboard 450 x 900 x 350[1]	900.0	450.0	350.0	2	132.50	265.00
Wall Cupboard 500 x 900 x 350	900.0	500.0	350.0	3	138.53	415.59
wall filler 900 high	900.0	40.0	150.0	2	33.22	66.44
Total						7144.72

Cutting List (Overall Dimensions) Generic 0180, 18.0

Num	Reference	Height	Width	Quantity	Grain	Left Edge	Right Edge	Bottom Edge	Top Edge
450mm base 4 Drawer Equal[3] (x2)									
7	Back Drawer 450 ...	376.0	61.0	8	No				
500mm 2 Drawer Mixer unit with mixer slide[1] (x2)									
5	Fixed Shelf [1]	464.0	457.0	2	No		Edge-010, 1.0 mm		
9	Bottom Drawer 4...	440.0	429.0	4	No				
10	Back Drawer 450 ...	426.0	61.0	4	No				
500mm base 4 Drawer Equal[2] (x2)									
7	Back Drawer 450 ...	426.0	61.0	8	No				
500mm Kick Bin[1] (x2)									
1	Bottom	464.0	474.5	2	No		Edge-010, 1.0 mm		
2	[Left, Right] Side	720.0	474.5	4	No		Edge-010, 1.0 mm		
5	CrossBar [1]	175.5	464.0	2	No				
8	Bottom Drawer 4...	444.0	429.0	2	No				
9	Back Drawer 450 ...	426.0	61.0	2	No				
SPECIAL 500mm Kick Bin									
1	Bottom	464.0	379.5	1	No		Edge-010, 1.0 mm		
2	[Left, Right] Side	720.0	379.5	2	No		Edge-010, 1.0 mm		
5	CrossBar [1]	175.5	464.0	1	No				
8	Bottom Drawer 4...	429.0	349.0	1	No				
9	Back Drawer 450 ...	426.0	61.0	1	No				

Cutting List (Overall Dimensions) Generic 0181, 18.0

Num	Reference	Height	Width	Quantity	Grain	Left Edge	Right Edge	Bottom Edge	Top Edge
500mm 2 Drawer Mixer unit with mixer slide[1] (x2)									
8	Drawer 450 [...	177.5	497.0	4	No	Edge-020, 2....	Edge-020, 2....	Edge-020, 2....	Edge-020, 2....

Cutting List (Overall Dimensions) Generic 0181, 18.0 (Next)

Num	Reference	Height	Width	Quantity	Grain	Left Edge	Right Edge	Bottom Edge	Top Edge
500mm Kick Bin[1] (x2)									
7	Drawer 450 [...	541.5	497.0	2	No	Edge-020, 2....	Edge-020, 2....	Edge-020, 2....	Edge-020, 2....
SPECIAL 500mm Kick Bin									
7	Drawer 450 [...	541.5	497.0	1	No	Edge-020, 2....	Edge-020, 2....	Edge-020, 2....	Edge-020, 2....
Wall Cupboard 450 x 900 x 350[1] (x2)									
5	Door Std (Si...	897.0	447.0	2	No	Edge-020, 2....	Edge-020, 2....	Edge-020, 2....	Edge-020, 2....
Wall Cupboard 500 x 900 x 350 (x3)									
5	Door Std (Si...	897.0	497.0	3	No	Edge-020, 2....	Edge-020, 2....	Edge-020, 2....	Edge-020, 2....

Cutting List (Overall Dimensions) Sealwise WCB 18mm, 18.0

Num	Reference	Height	Width	Quantity	Grain	Left Edge	Right Edge	Bottom Edge	Top Edge
350mm base cupboard[3] (x2)									
1	Top	314.0	475.0	2	No		Edge-010, 1....		
2	Bottom	314.0	475.0	2	No		Edge-010, 1....		
3	[Left, Right] ...	720.0	475.0	4	No		Edge-010, 1....		
4	Back	684.0	314.0	2	No				
5	Door Std (Si...	716.0	346.0	2	No	Edge-020, 2....	Edge-020, 2....	Edge-020, 2....	Edge-020, 2....
450mm base 4 Drawer Equal[3] (x2)									
1	Top	414.0	475.0	2	No		Edge-010, 1....		
2	Bottom	414.0	475.0	2	No		Edge-010, 1....		
3	[Left, Right] ...	720.0	475.0	4	No		Edge-010, 1....		
4	Back	684.0	414.0	2	No				
5	Drawer 450 [...	177.8	447.0	8	No	Edge-020, 2....	Edge-020, 2....	Edge-020, 2....	Edge-020, 2....
6	Bottom Dra...	440.0	379.0	8	No				
500mm 2 Drawer Mixer unit with mixer slide[1] (x2)									
1	Top	464.0	475.0	2	No		Edge-010, 1....		
2	Bottom	464.0	475.0	2	No		Edge-010, 1....		
3	[Left, Right] ...	720.0	475.0	4	No		Edge-010, 1....		
4	Back	684.0	464.0	2	No				
6	Fixed Shelf [2]	464.0	457.0	2	No		Edge-010, 1....		
7	Door Std (Si...	357.0	497.0	2	No	Edge-020, 2....	Edge-020, 2....	Edge-020, 2....	Edge-020, 2....
500mm base 4 Drawer Equal[2] (x2)									
1	Top	464.0	475.0	2	No		Edge-010, 1....		
2	Bottom	464.0	475.0	2	No		Edge-010, 1....		
3	[Left, Right] ...	720.0	475.0	4	No		Edge-010, 1....		
4	Back	684.0	464.0	2	No				
5	Drawer 450 [...	177.8	497.0	8	No	Edge-020, 2....	Edge-020, 2....	Edge-020, 2....	Edge-020, 2....
6	Bottom Dra...	440.0	429.0	8	No				
500mm base cupboard[3] (x4)									
1	Top	464.0	475.0	4	No		Edge-010, 1....		
2	Bottom	464.0	475.0	4	No		Edge-010, 1....		
3	[Left, Right] ...	720.0	475.0	8	No		Edge-010, 1....		
4	Back	684.0	464.0	4	No				
5	Door Std (Si...	716.0	496.0	4	No	Edge-020, 2....	Edge-020, 2....	Edge-020, 2....	Edge-020, 2....

Cutting List (Overall Dimensions) Sealwise WCB 18mm, 18.0 (Next)

Num	Reference	Height	Width	Quantity	Grain	Left Edge	Right Edge	Bottom Edge	Top Edge
500mm Kick Bin[1] (x2)									
3	Back_1	100.0	464.0	2	No				Edge-020, 2....
4	Back_2	302.0	464.0	2	No				
6	Drawer 270 [...	172.5	497.0	2	No	Edge-020, 2....	Edge-020, 2....	Edge-020, 2....	Edge-020, 2....
filler cabinet (x2)									
1	[Left, Right] ...	720.0	457.0	4	No				
2	Fixed Doubl...	720.0	700.0	2	No				
3	Door Std (Si...	716.0	696.0	2	No	Edge-020, 2....	Edge-020, 2....	Edge-020, 2....	Edge-020, 2....
filler cabinet[1] (x2)									
1	[Left, Right] ...	720.0	112.0	4	No				
2	Fixed Doubl...	720.0	40.0	2	No				
3	Door Std (Si...	716.0	36.0	2	No	Edge-020, 2....	Edge-020, 2....	Edge-020, 2....	Edge-020, 2....
SPECIAL 500mm Kick Bin									
3	Back_1	100.0	464.0	1	No				Edge-020, 2....
4	Back_2	302.0	464.0	1	No				
6	Drawer 270 [...	172.5	497.0	1	No	Edge-020, 2....	Edge-020, 2....	Edge-020, 2....	Edge-020, 2....
Wall Cupboard 450 x 900 x 350[1] (x2)									
1	Top	414.0	291.5	2	No		Edge-010, 1....		
2	Bottom	414.0	291.5	2	No		Edge-010, 1....		
3	[Left, Right] ...	900.0	329.5	4	No		Edge-010, 1....		
4	Back	900.0	434.0	2	No				
Wall Cupboard 500 x 900 x 350 (x3)									
1	Top	464.0	291.5	3	No		Edge-010, 1....		
2	Bottom	464.0	291.5	3	No		Edge-010, 1....		
3	[Left, Right] ...	900.0	329.5	6	No		Edge-010, 1....		
4	Back	900.0	484.0	3	No				
wall filler 900 high (x2)									
1	[Left, Right] ...	900.0	112.0	4	No				
2	Fixed Doubl...	900.0	40.0	2	No				
3	Door Std (Si...	896.0	36.0	2	No	Edge-020, 2....	Edge-020, 2....	Edge-020, 2....	Edge-020, 2....

Cutting List (Overall Dimensions) zz-019, 19.0

Num	Reference	Height	Width	Quantity	Grain	Left Edge	Right Edge	Bottom Edge	Top Edge
Single Panels									
1	Main worktop	2430.0	555.0	1	No				
1	Countertop[1]	400.0	500.0	1	No				
1	Countertop[2]	300.0	1900.0	1	No				
1	Countertop[3]	2750.0	595.0	1	No				
1	Countertop[4]	2200.0	495.0	1	No				

Costing Report

Panel	Surface	Price (€/m²)	Price
Generic 0180, 18.0	5.06 m²	45.00	227,56€
Generic 0181, 18.0	3.30 m²	45.00	148,48€
Sealwise WCB 18mm, 18.0	34.99 m²	50.00	1749,55€
zz-019, 19.0	4.84 m²	0.00	0,00€
Total			2125,59€

Edge	Length	Price (€/m)	Price
Edge-010, 1.0 mm	48.6 m	1.00	48,63€
Edge-020, 2.0 mm	81.4 m	2.00	162,85€
Total			211,48€

Fittings	Quantity	Unit Price	Price
Blum/drw-LEGRABOX-M/app	46	70.00	3220,00€
Blum/drw-LEGRABOX/bottom	46	10.00	460,00€
Blum/hing75T159-X00/app/ol 14-18	31	5.52	171,12€
Häfele/foot/Axilo78-n	60	0.00	0,00€
Häfele/Keku-AS/app/3D	6	1.00	6,00€
hole/04	6	0.50	3,00€
hole/06	6	0.50	3,00€
Lamello/Cabineo/Drilling-Cap/ext_top/3D	105	2.00	210,00€
Lamello/Cabineo/Drilling-Flush/ext_bot	6	2.00	12,00€
Lamello/Cabineo/Drilling/ext_top	58	2.00	116,00€
Lamello/Cabineo/Milling-Cap/ext_top	301	2.00	602,00€
Titus/Cam-p19/15-34-14/2x-dow/8-30/int	28	0.16	4,48€
Wall Brackets	5	0.00	0,00€
Total			4807,60€

Profiling	Length	Price (€/m)	Price
Profiling	1.2 m	0.00	0,00€
Total			0,00€


Groove	Length	Price (€/m)	Price
18.5 mm (10.5 mm)	9.0 m	0.00	0,00€
Total			0,00€

Shape	Quantity	Unit Price	Price
Depth : 13.0 mm	0.00 m²	0.00	0,00€
Total			0,00€

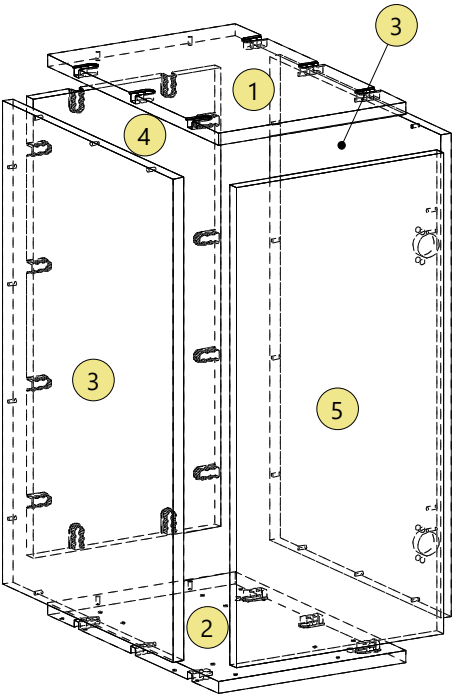
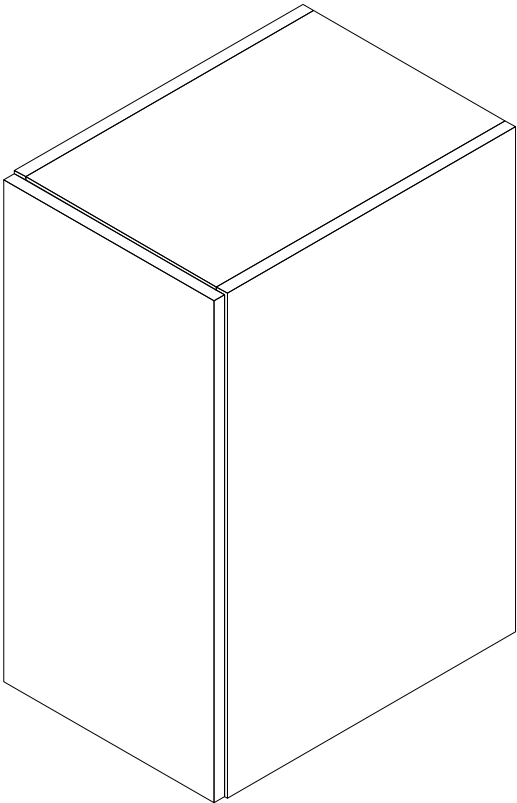

350mm base cupboard[3]

Height 720.0 mm
Width 350.0 mm
Depth 495.0 mm

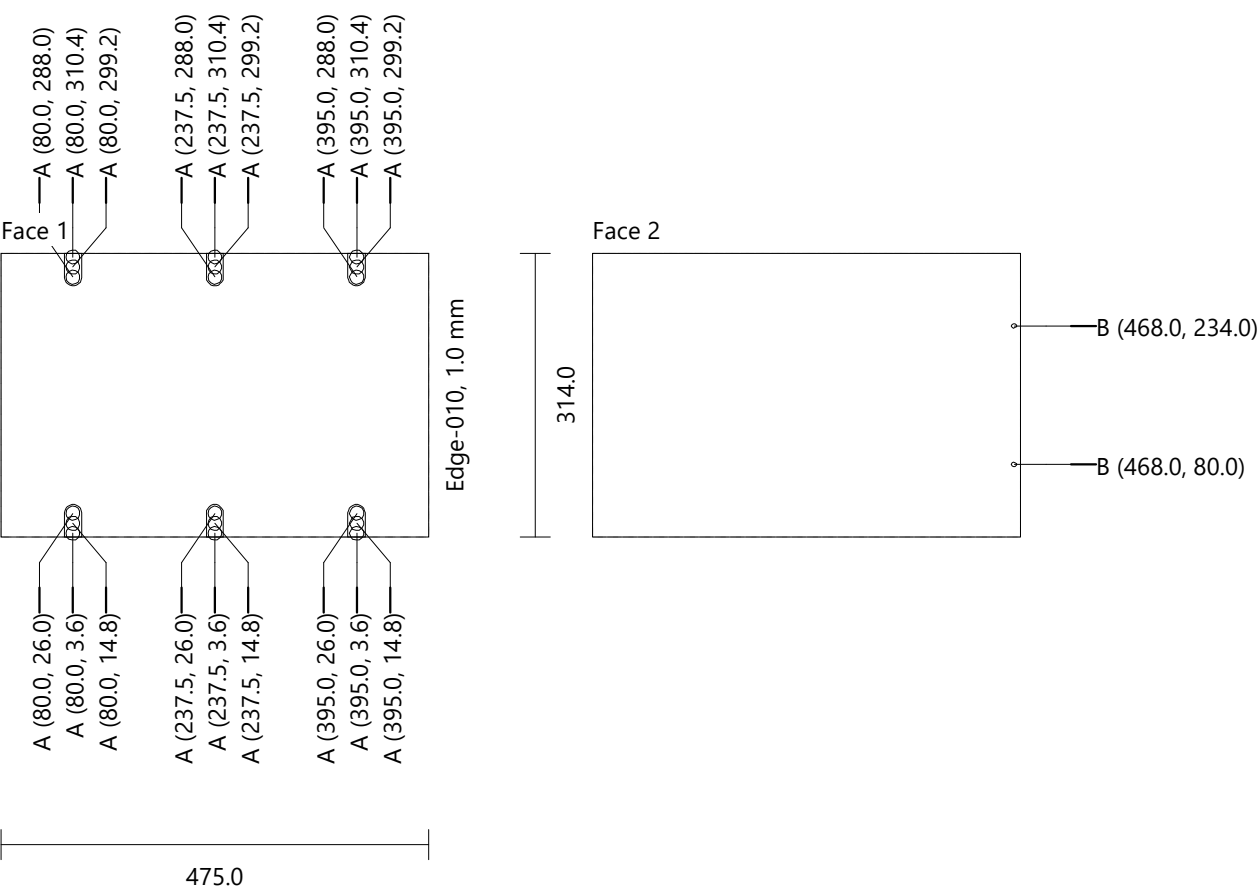
FRONT VIEW



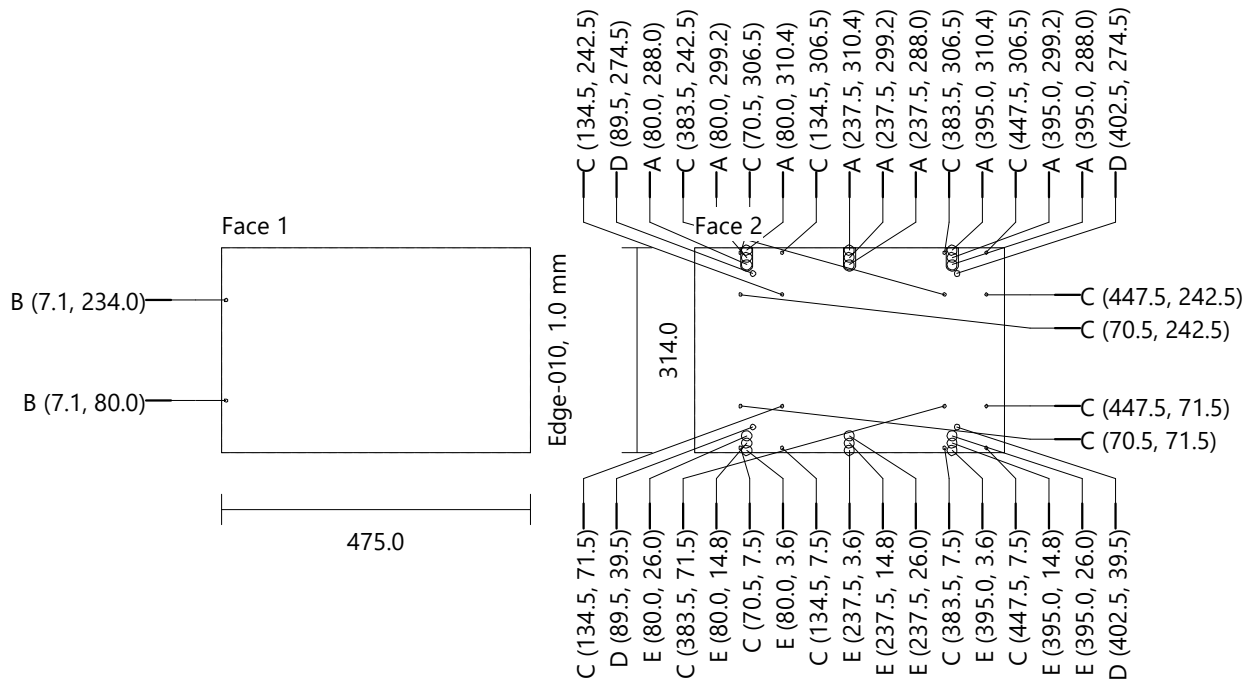
LEFT VIEW



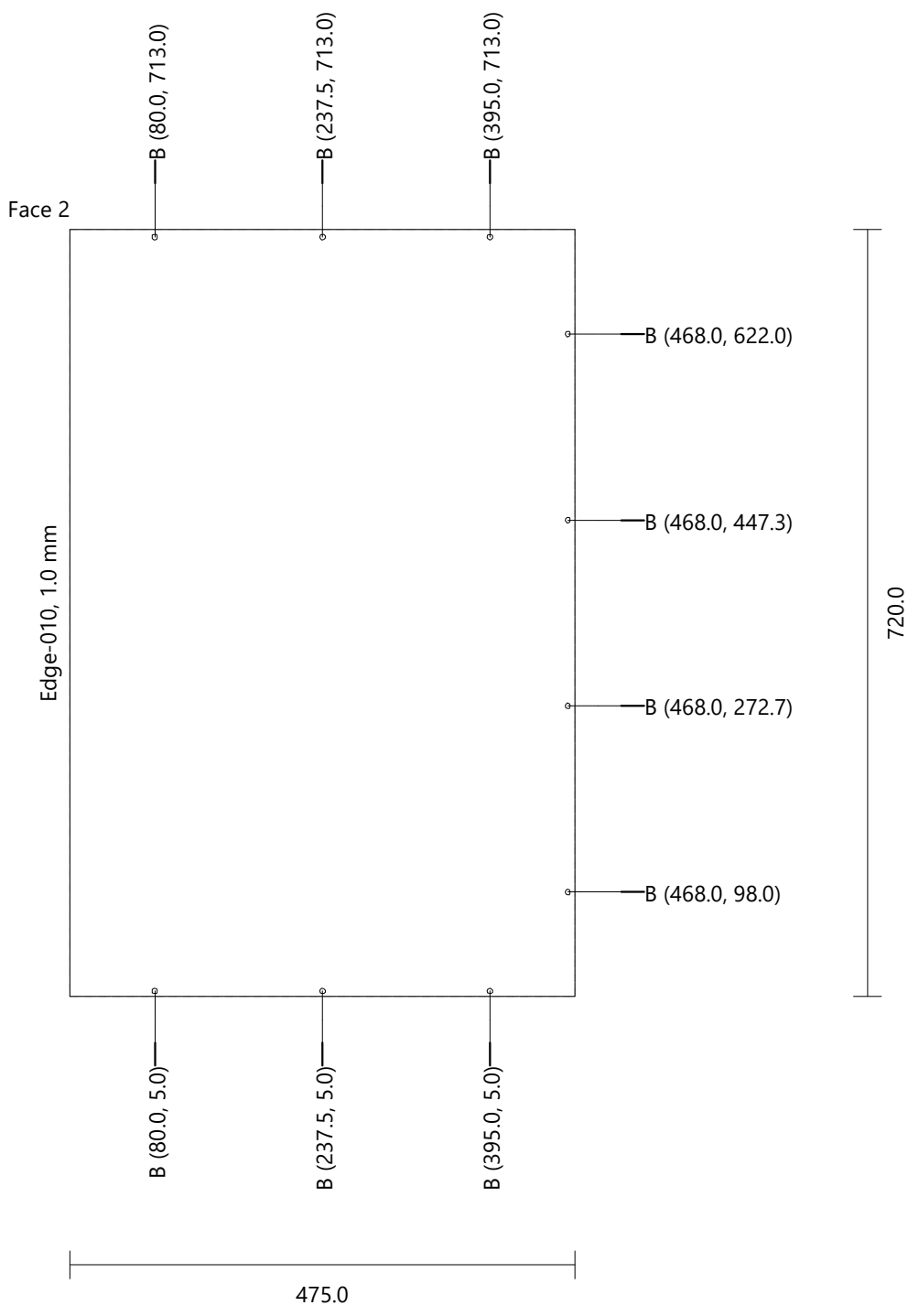
350mm base cupboard[3]							
Top		Sealwise WCB 18mm		Height: 314.0	Width: 475.0	Thickness: 18.0	Quantity: 2
Drilling	A (18)	Diameter: 15.0	Depth: 13.0				
	B (2)	Diameter: 5.0	Depth: 12.0				
Lamello / Cabineo / Cap +9mm (6) (-90)				Face 1	X-Position: 80.0	Y-Position: 13.3	Scale: 100 Depth: 2.1
Lamello / Cabineo / Cap +9mm (6) (-90)				Face 1	X-Position: 237.5	Y-Position: 13.3	Scale: 100 Depth: 2.1
Lamello / Cabineo / Cap +9mm (6) (-90)				Face 1	X-Position: 395.0	Y-Position: 13.3	Scale: 100 Depth: 2.1
Lamello / Cabineo / Cap +9mm (6) (-90)				Face 1	X-Position: 80.0	Y-Position: 300.7	Scale: 100 Depth: 2.1
Lamello / Cabineo / Cap +9mm (6) (-90)				Face 1	X-Position: 237.5	Y-Position: 300.7	Scale: 100 Depth: 2.1
Lamello / Cabineo / Cap +9mm (6) (-90)				Face 1	X-Position: 395.0	Y-Position: 300.7	Scale: 100 Depth: 2.1



350mm base cupboard[3]								
Bottom		Sealwise WCB 18mm		Height: 314.0	Width: 475.0	Thickness: 18.0	Quantity: 2	
Drilling	A (9)	Diameter: 15.0	Depth: 13.0					
	B (2)	Diameter: 5.0	Depth: 12.0					
	C (16)	Diameter: 5.0	Depth: 1.0					
	D (4)	Diameter: 8.0	Depth: 4.0					
	E (9)	Diameter: 15.0	Depth: 11.0					
Lamello / Cabineo / Cap +9mm (3) (-90)				Face 1	X-Position: 395.0	Y-Position: 300.7	Scale: 100	Depth: 2.1
Lamello / Cabineo / Cap +9mm (3) (-90)				Face 1	X-Position: 237.5	Y-Position: 300.7	Scale: 100	Depth: 2.1
Lamello / Cabineo / Cap +9mm (3) (-90)				Face 1	X-Position: 80.0	Y-Position: 300.7	Scale: 100	Depth: 2.1

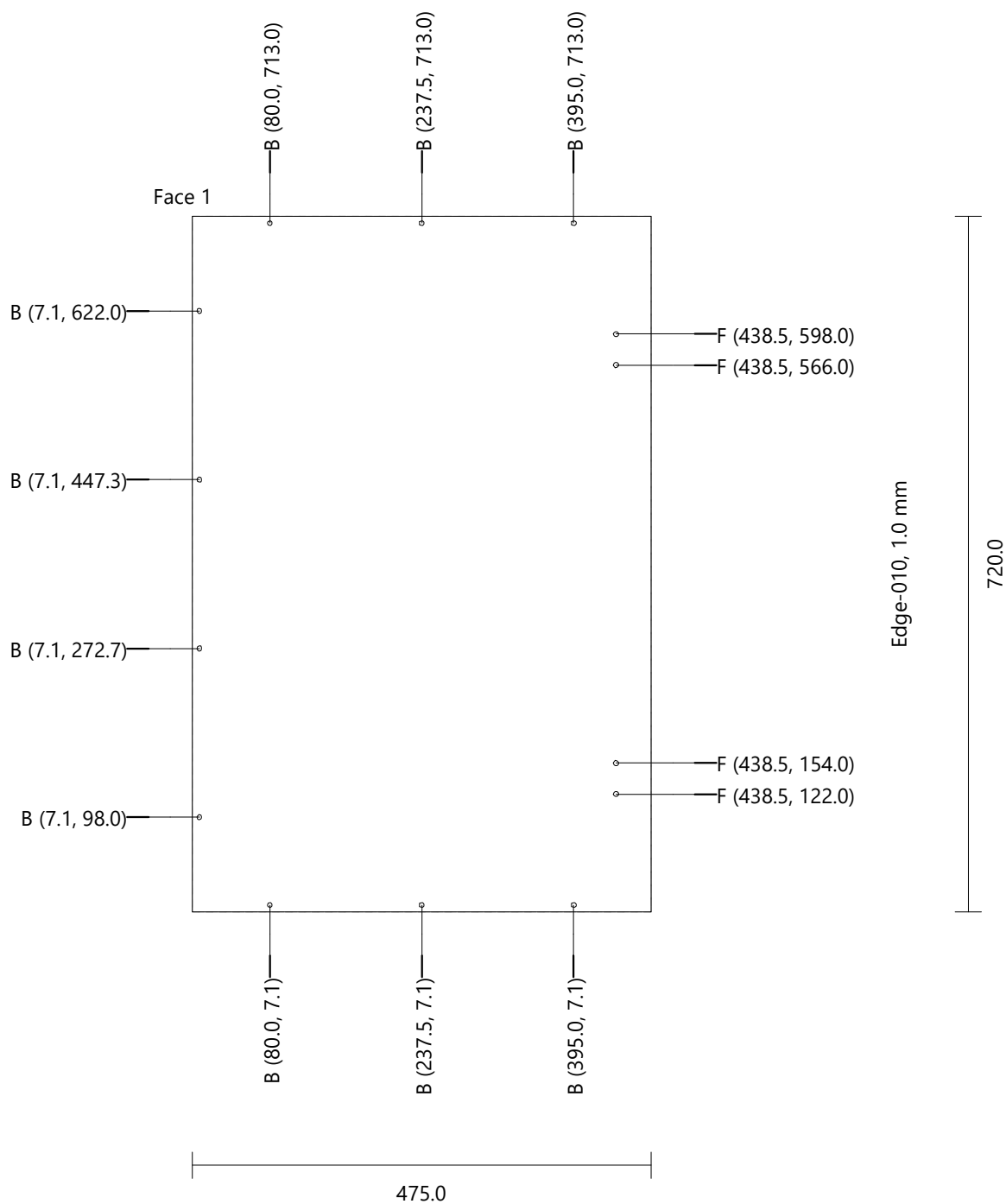


350mm base cupboard[3]
Left Side Sealwise WCB 18mm Height: 720.0 Width: 475.0 Thickness: 18.0 Quantity: 2
Drilling B (10) Diameter: 5.0 Depth: 12.0



350mm base cupboard[3]
Right Side Sealwise WCB 18mm Height: 720.0 Width: 475.0 Thickness: 18.0 Quantity: 2

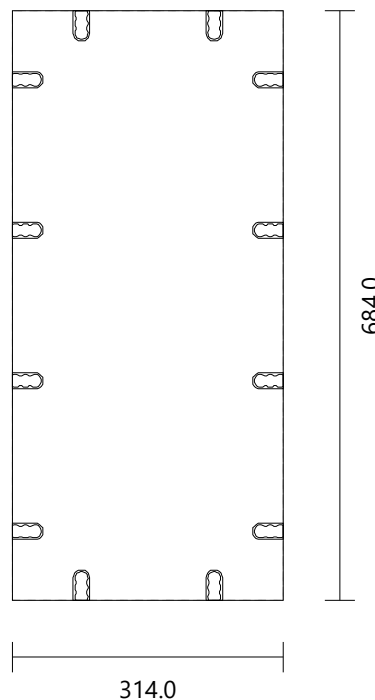
Drilling B (10) Diameter: 5.0 Depth: 12.0
 F (4) Diameter: 5.0 Depth: 15.0



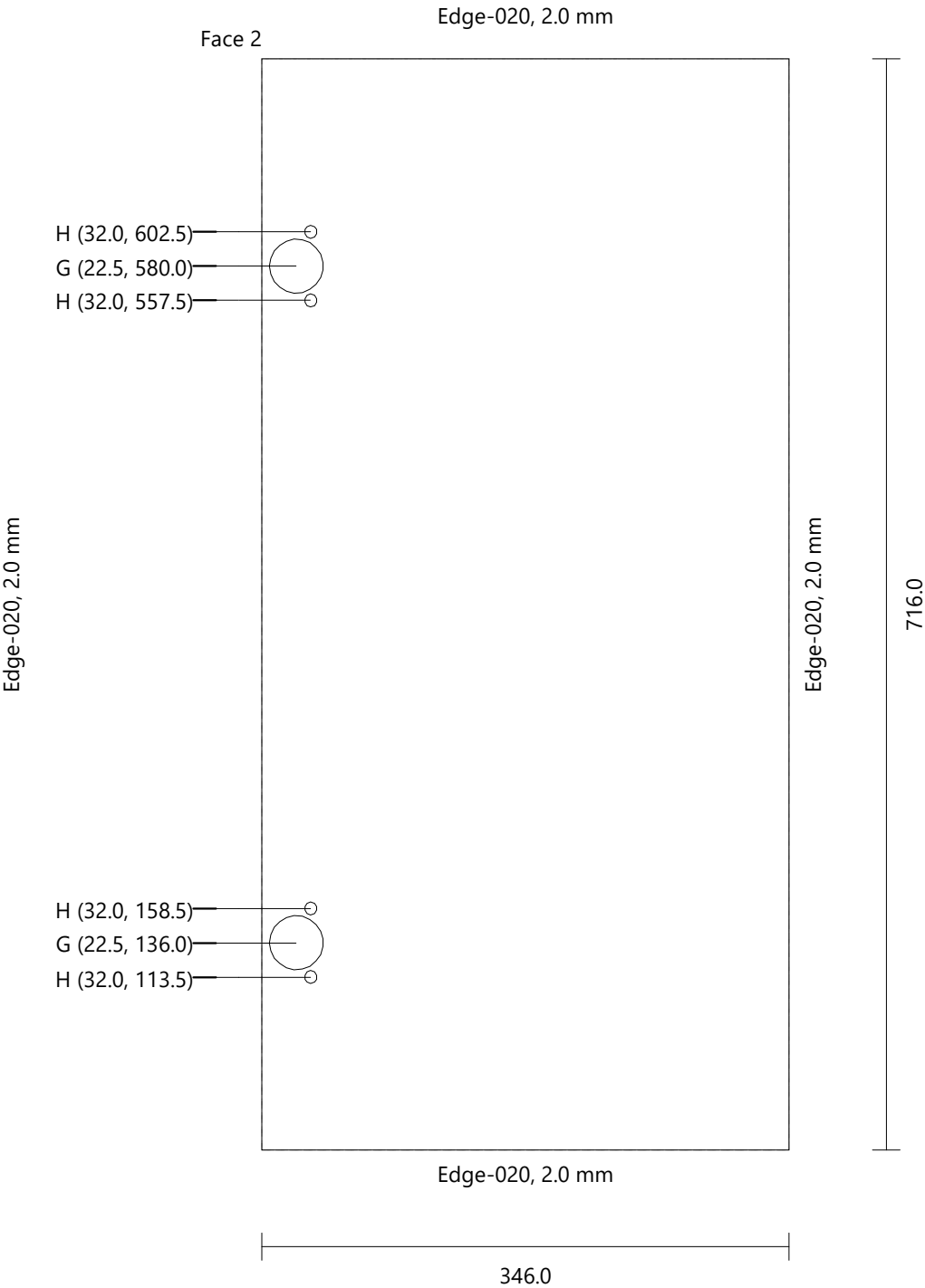
350mm base cupboard[3]

Back	Sealwise WCB 18mm	Height: 684.0	Width: 314.0	Thickness: 18.0	Quantity: 2
Lamello / Cabineo / Cap +9mm (12) (-90)	Face 1	X-Position: 300.7	Y-Position: 604.0	Scale: 100	Depth: 2.1
Lamello / Cabineo / Cap +9mm (12) (-90)	Face 1	X-Position: 300.7	Y-Position: 429.3	Scale: 100	Depth: 2.1
Lamello / Cabineo / Cap +9mm (12) (-90)	Face 1	X-Position: 300.7	Y-Position: 254.7	Scale: 100	Depth: 2.1
Lamello / Cabineo / Cap +9mm (12) (-90)	Face 1	X-Position: 300.7	Y-Position: 80.0	Scale: 100	Depth: 2.1
Lamello / Cabineo / Cap +9mm (12) (-90)	Face 1	X-Position: 13.3	Y-Position: 604.0	Scale: 100	Depth: 2.1
Lamello / Cabineo / Cap +9mm (12) (-90)	Face 1	X-Position: 13.3	Y-Position: 429.3	Scale: 100	Depth: 2.1
Lamello / Cabineo / Cap +9mm (12) (-90)	Face 1	X-Position: 13.3	Y-Position: 254.7	Scale: 100	Depth: 2.1
Lamello / Cabineo / Cap +9mm (12) (-90)	Face 1	X-Position: 13.3	Y-Position: 80.0	Scale: 100	Depth: 2.1
Lamello / Cabineo / Cap +9mm (12) (-90)	Face 1	X-Position: 80.0	Y-Position: 13.3	Scale: 100	Depth: 2.1
Lamello / Cabineo / Cap +9mm (12) (-90)	Face 1	X-Position: 234.0	Y-Position: 13.3	Scale: 100	Depth: 2.1
Lamello / Cabineo / Cap +9mm (12) (-90)	Face 1	X-Position: 80.0	Y-Position: 670.7	Scale: 100	Depth: 2.1
Lamello / Cabineo / Cap +9mm (12) (-90)	Face 1	X-Position: 234.0	Y-Position: 670.7	Scale: 100	Depth: 2.1
Lamello / Cabineo / Milling A (12) (90)	Face 1	X-Position: 299.2	Y-Position: 604.0	Scale: 100	Depth: 13.0
Lamello / Cabineo / Milling A (12) (90)	Face 1	X-Position: 299.2	Y-Position: 429.3	Scale: 100	Depth: 13.0
Lamello / Cabineo / Milling A (12) (90)	Face 1	X-Position: 299.2	Y-Position: 254.7	Scale: 100	Depth: 13.0
Lamello / Cabineo / Milling A (12) (90)	Face 1	X-Position: 299.2	Y-Position: 80.0	Scale: 100	Depth: 13.0
Lamello / Cabineo / Milling A (12) (90)	Face 1	X-Position: 14.8	Y-Position: 604.0	Scale: 100	Depth: 13.0
Lamello / Cabineo / Milling A (12) (90)	Face 1	X-Position: 14.8	Y-Position: 429.3	Scale: 100	Depth: 13.0
Lamello / Cabineo / Milling A (12) (90)	Face 1	X-Position: 14.8	Y-Position: 254.7	Scale: 100	Depth: 13.0
Lamello / Cabineo / Milling A (12) (90)	Face 1	X-Position: 14.8	Y-Position: 80.0	Scale: 100	Depth: 13.0
Lamello / Cabineo / Milling A (12) (90)	Face 1	X-Position: 80.0	Y-Position: 14.8	Scale: 100	Depth: 13.0
Lamello / Cabineo / Milling A (12) (90)	Face 1	X-Position: 234.0	Y-Position: 14.8	Scale: 100	Depth: 13.0
Lamello / Cabineo / Milling A (12) (90)	Face 1	X-Position: 80.0	Y-Position: 669.2	Scale: 100	Depth: 13.0
Lamello / Cabineo / Milling A (12) (90)	Face 1	X-Position: 234.0	Y-Position: 669.2	Scale: 100	Depth: 13.0

Face 2



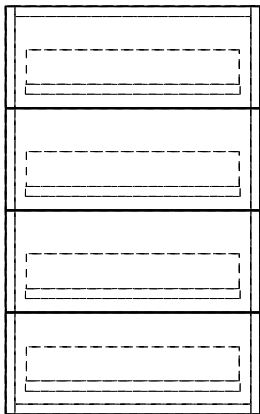
350mm base cupboard[3]					
Door Std (Single) [1]		Sealwise WCB 18mm	Height: 716.0	Width: 346.0	Thickness: 18.0
Drilling	G (2)	Diameter: 35.0	Depth: 14.0	Quantity: 2	
	H (4)	Diameter: 8.0	Depth: 13.0		



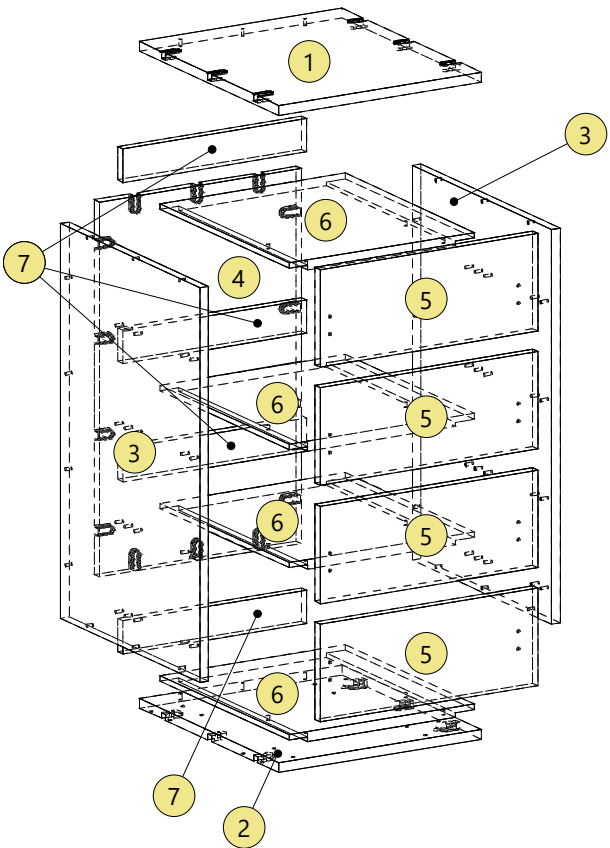
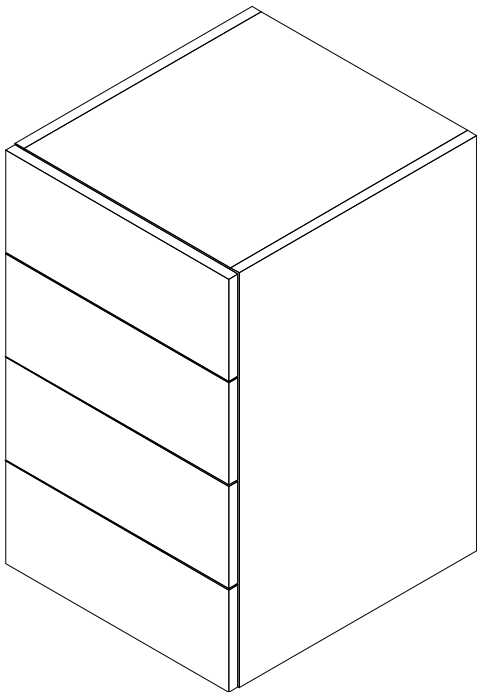
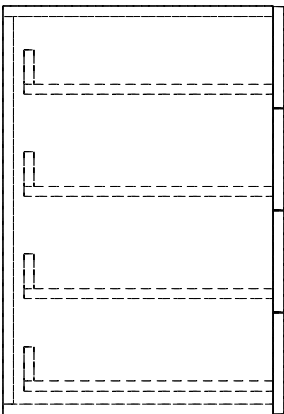
450mm base 4 Drawer Equal[3]

Height 720.0 mm
Width 450.0 mm
Depth 495.0 mm

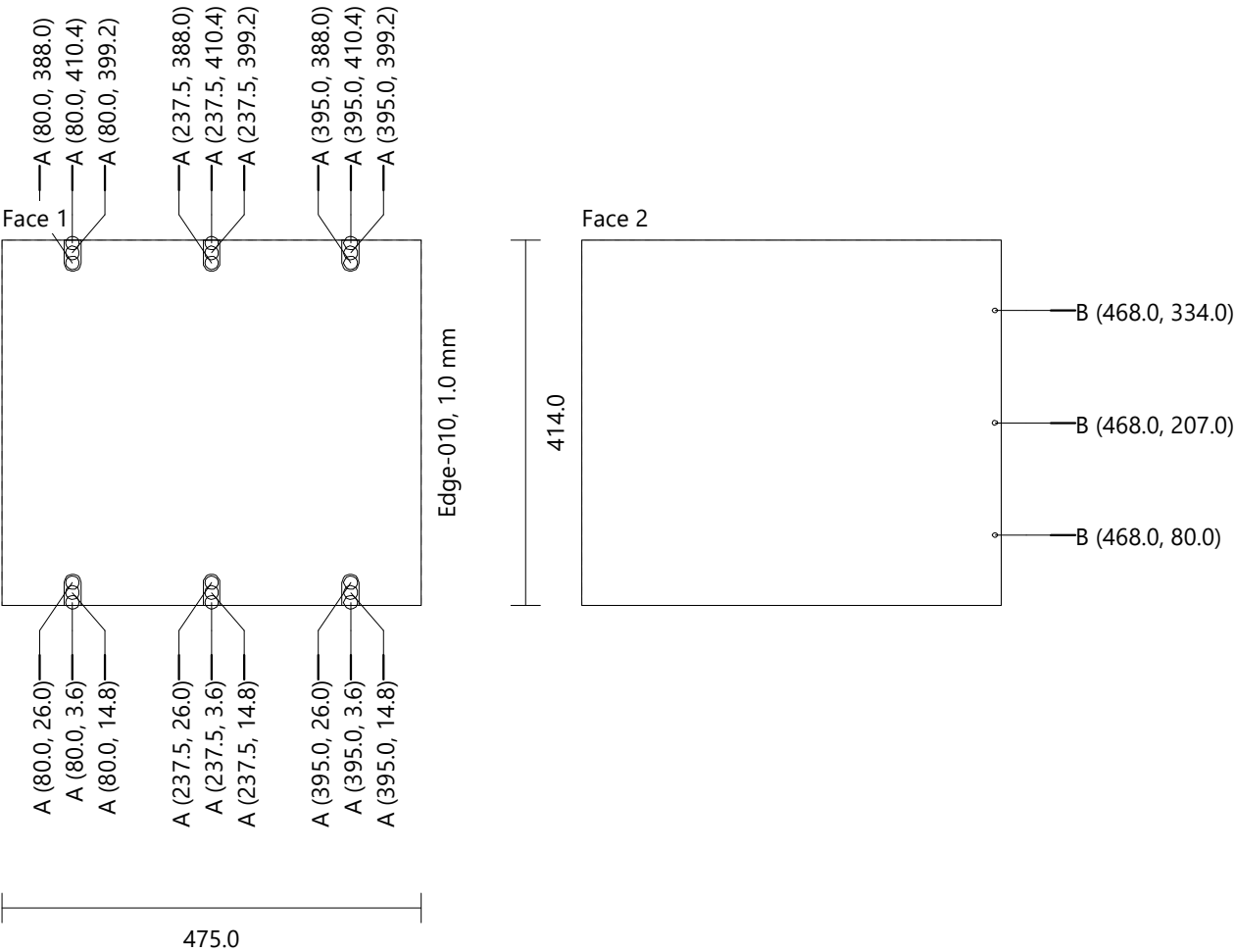
FRONT VIEW



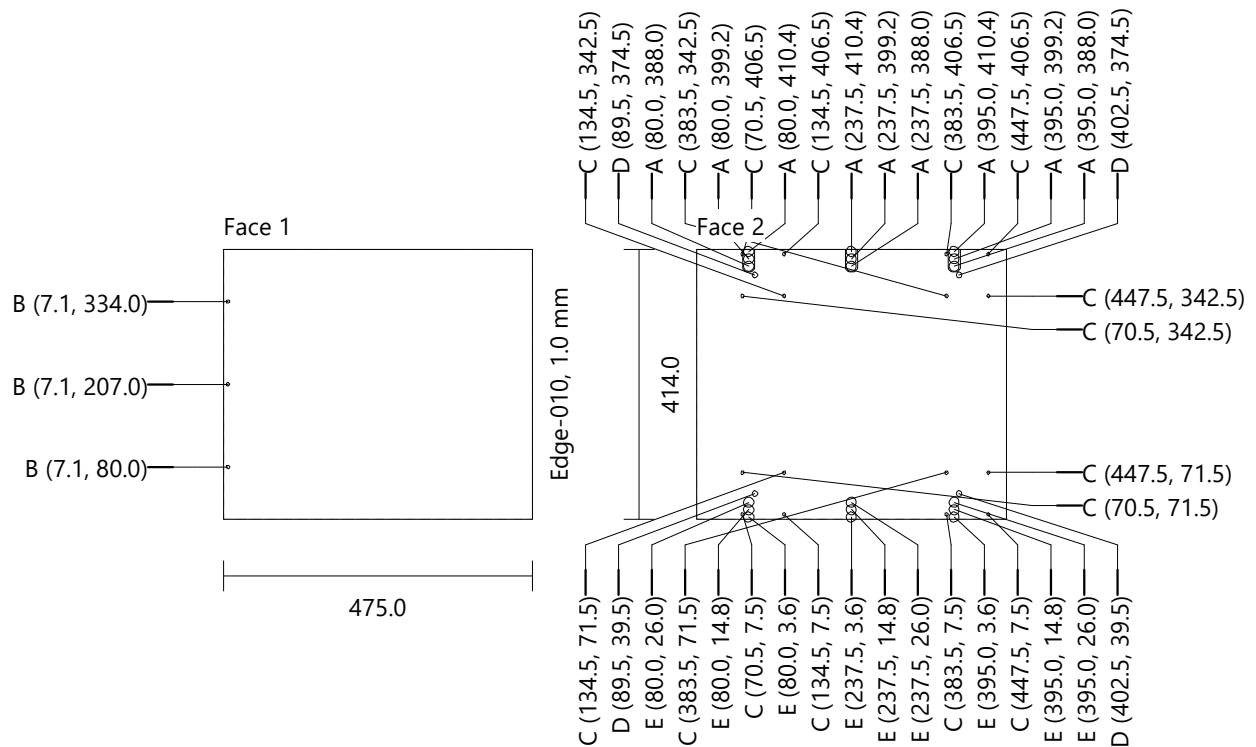
LEFT VIEW



450mm base 4 Drawer Equal[3]							
Top		Sealwise WCB 18mm		Height: 414.0	Width: 475.0	Thickness: 18.0	Quantity: 2
Drilling	A (18)	Diameter: 15.0	Depth: 13.0				
	B (3)	Diameter: 5.0	Depth: 12.0				
Lamello / Cabineo / Cap +9mm (6) (-90)			Face 1	X-Position: 80.0	Y-Position: 13.3	Scale: 100	Depth: 2.1
Lamello / Cabineo / Cap +9mm (6) (-90)			Face 1	X-Position: 237.5	Y-Position: 13.3	Scale: 100	Depth: 2.1
Lamello / Cabineo / Cap +9mm (6) (-90)			Face 1	X-Position: 395.0	Y-Position: 13.3	Scale: 100	Depth: 2.1
Lamello / Cabineo / Cap +9mm (6) (-90)			Face 1	X-Position: 80.0	Y-Position: 400.7	Scale: 100	Depth: 2.1
Lamello / Cabineo / Cap +9mm (6) (-90)			Face 1	X-Position: 237.5	Y-Position: 400.7	Scale: 100	Depth: 2.1
Lamello / Cabineo / Cap +9mm (6) (-90)			Face 1	X-Position: 395.0	Y-Position: 400.7	Scale: 100	Depth: 2.1



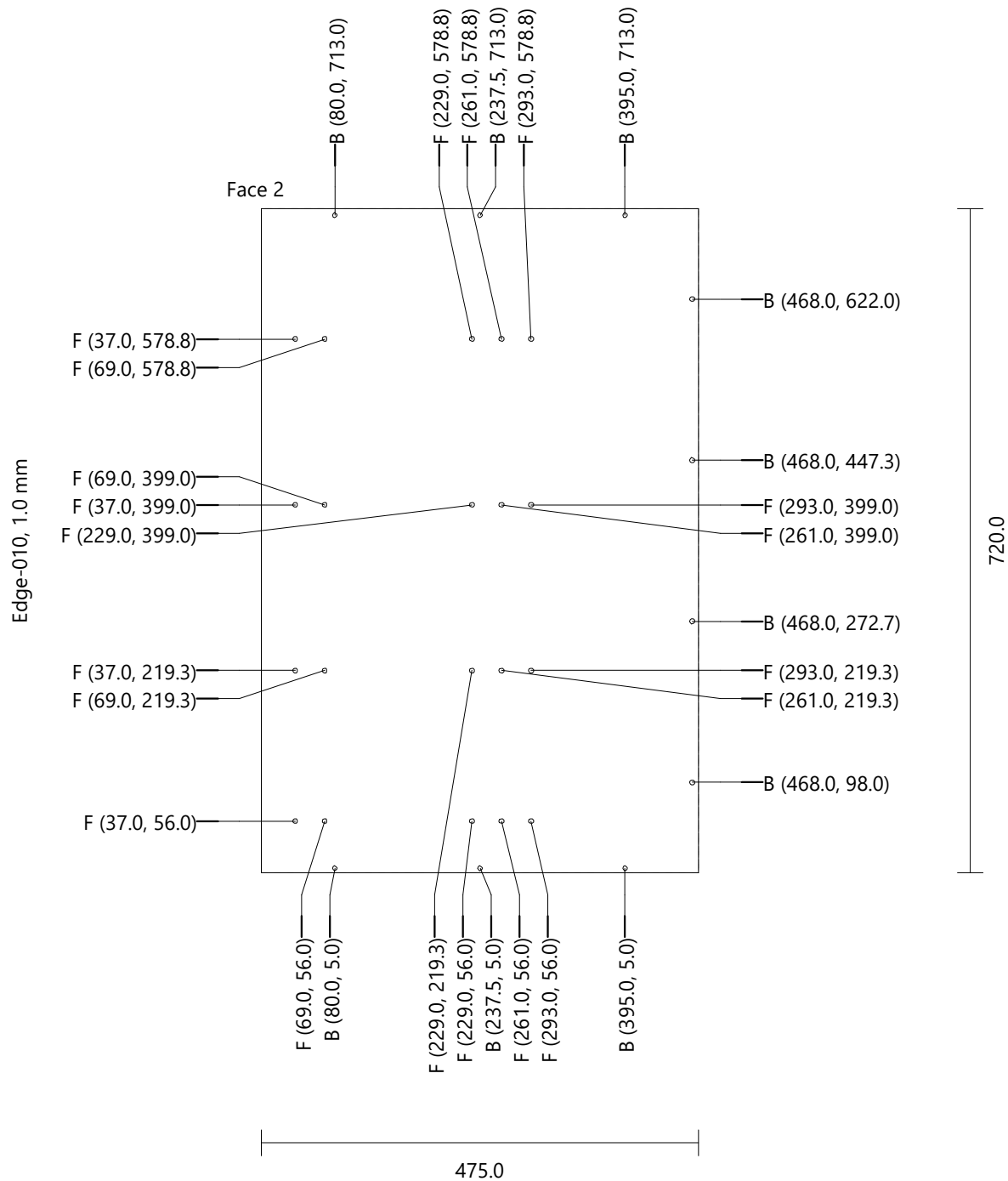
450mm base 4 Drawer Equal[3]							
Bottom		Sealwise WCB 18mm		Height: 414.0	Width: 475.0	Thickness: 18.0	Quantity: 2
Drilling	A (9)	Diameter: 15.0	Depth: 13.0				
	B (3)	Diameter: 5.0	Depth: 12.0				
	C (16)	Diameter: 5.0	Depth: 1.0				
	D (4)	Diameter: 8.0	Depth: 4.0				
	E (9)	Diameter: 15.0	Depth: 11.0				
Lamello / Cabineo / Cap +9mm (3) (-90)			Face 1	X-Position: 395.0	Y-Position: 400.7	Scale: 100	Depth: 2.1
Lamello / Cabineo / Cap +9mm (3) (-90)			Face 1	X-Position: 237.5	Y-Position: 400.7	Scale: 100	Depth: 2.1
Lamello / Cabineo / Cap +9mm (3) (-90)			Face 1	X-Position: 80.0	Y-Position: 400.7	Scale: 100	Depth: 2.1



450mm base 4 Drawer Equal[3]

Left Side Sealwise WCB 18mm Height: 720.0 Width: 475.0 Thickness: 18.0 Quantity: 2

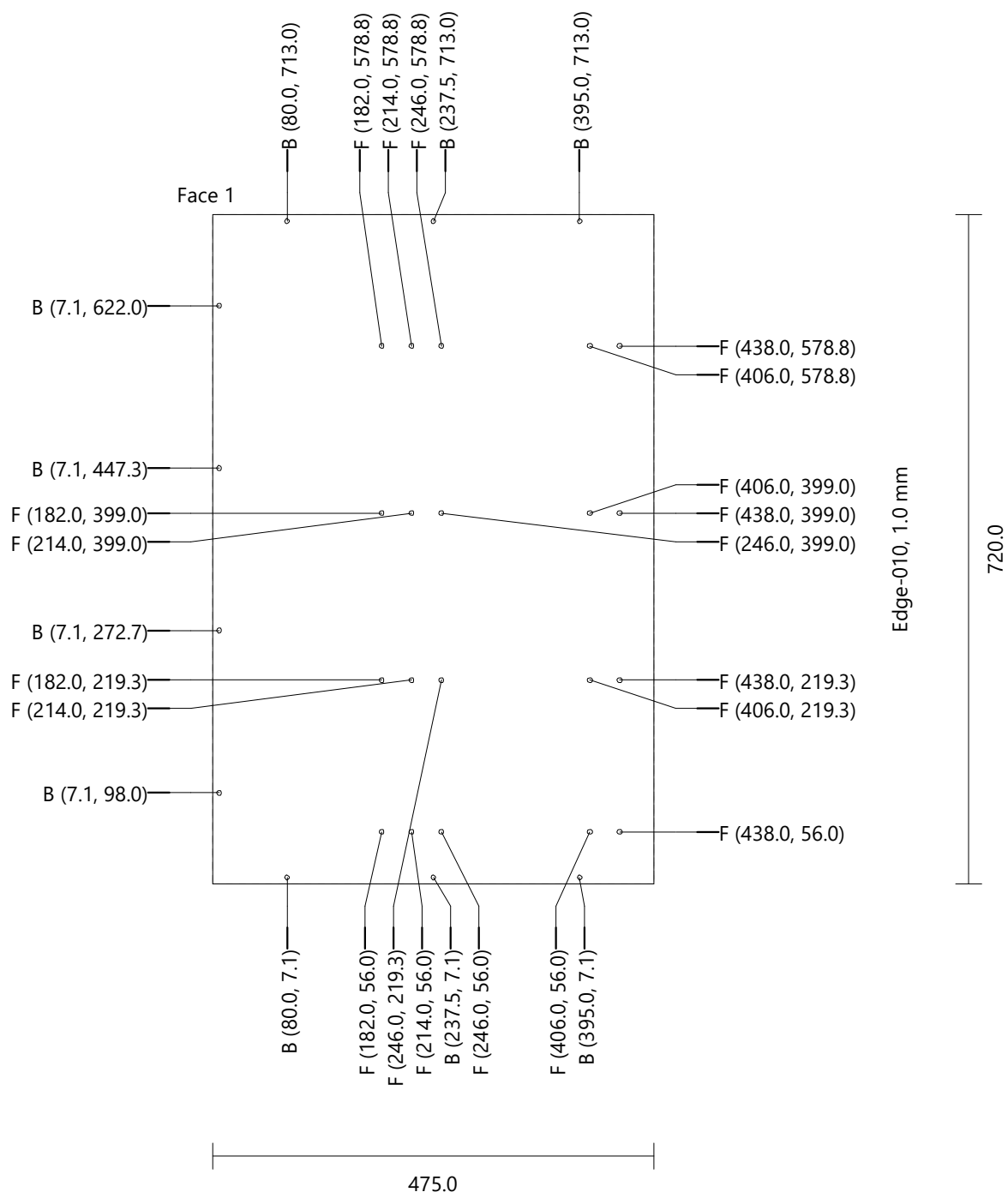
Drilling B (10) Diameter: 5.0 Depth: 12.0
F (20) Diameter: 5.0 Depth: 15.0



450mm base 4 Drawer Equal[3]
Right Side

Sealwise WCB 18mm Height: 720.0 Width: 475.0 Thickness: 18.0 Quantity: 2

Drilling B (10) Diameter: 5.0 Depth: 12.0
 F (20) Diameter: 5.0 Depth: 15.0

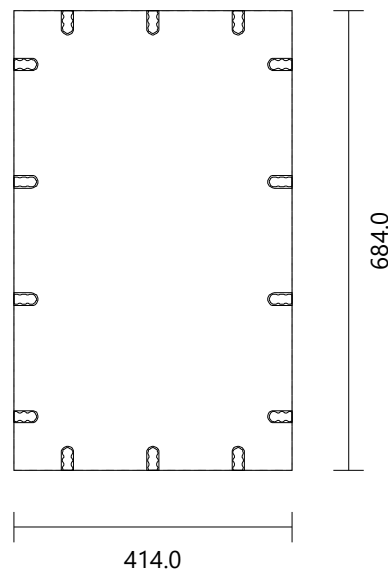


450mm base 4 Drawer Equal[3]

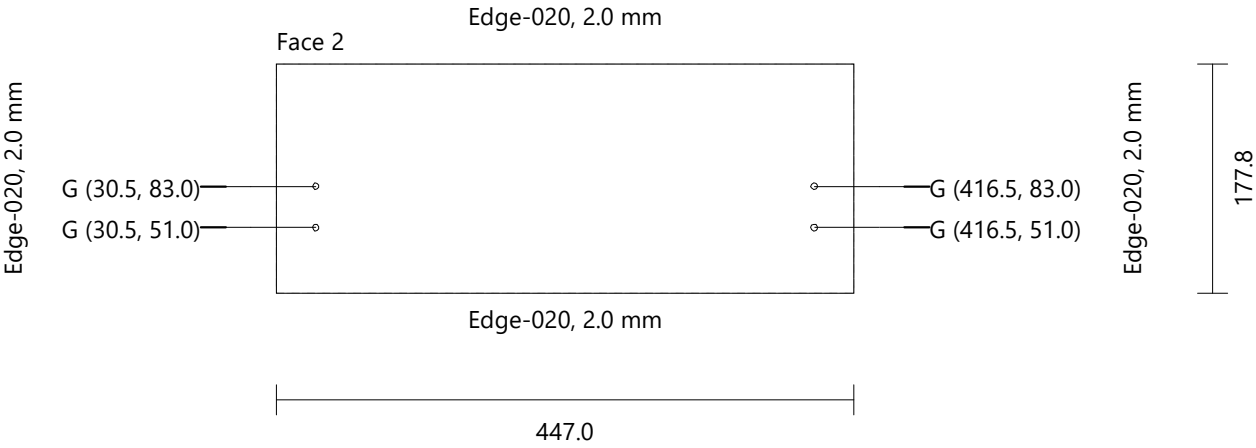
Back Sealwise WCB 18mm Height: 684.0 Width: 414.0 Thickness: 18.0 Quantity: 2

Lamello / Cabineo / Cap +9mm (14) (-90)	Face 1	X-Position: 400.7	Y-Position: 604.0	Scale: 100	Depth: 2.1
Lamello / Cabineo / Cap +9mm (14) (-90)	Face 1	X-Position: 400.7	Y-Position: 429.3	Scale: 100	Depth: 2.1
Lamello / Cabineo / Cap +9mm (14) (-90)	Face 1	X-Position: 400.7	Y-Position: 254.7	Scale: 100	Depth: 2.1
Lamello / Cabineo / Cap +9mm (14) (-90)	Face 1	X-Position: 400.7	Y-Position: 80.0	Scale: 100	Depth: 2.1
Lamello / Cabineo / Cap +9mm (14) (-90)	Face 1	X-Position: 13.3	Y-Position: 604.0	Scale: 100	Depth: 2.1
Lamello / Cabineo / Cap +9mm (14) (-90)	Face 1	X-Position: 13.3	Y-Position: 429.3	Scale: 100	Depth: 2.1
Lamello / Cabineo / Cap +9mm (14) (-90)	Face 1	X-Position: 13.3	Y-Position: 254.7	Scale: 100	Depth: 2.1
Lamello / Cabineo / Cap +9mm (14) (-90)	Face 1	X-Position: 13.3	Y-Position: 80.0	Scale: 100	Depth: 2.1
Lamello / Cabineo / Cap +9mm (14) (-90)	Face 1	X-Position: 80.0	Y-Position: 13.3	Scale: 100	Depth: 2.1
Lamello / Cabineo / Cap +9mm (14) (-90)	Face 1	X-Position: 207.0	Y-Position: 13.3	Scale: 100	Depth: 2.1
Lamello / Cabineo / Cap +9mm (14) (-90)	Face 1	X-Position: 334.0	Y-Position: 13.3	Scale: 100	Depth: 2.1
Lamello / Cabineo / Cap +9mm (14) (-90)	Face 1	X-Position: 80.0	Y-Position: 670.7	Scale: 100	Depth: 2.1
Lamello / Cabineo / Cap +9mm (14) (-90)	Face 1	X-Position: 207.0	Y-Position: 670.7	Scale: 100	Depth: 2.1
Lamello / Cabineo / Cap +9mm (14) (-90)	Face 1	X-Position: 334.0	Y-Position: 670.7	Scale: 100	Depth: 2.1
Lamello / Cabineo / Milling A (14) (90)	Face 1	X-Position: 399.2	Y-Position: 604.0	Scale: 100	Depth: 13.0
Lamello / Cabineo / Milling A (14) (90)	Face 1	X-Position: 399.2	Y-Position: 429.3	Scale: 100	Depth: 13.0
Lamello / Cabineo / Milling A (14) (90)	Face 1	X-Position: 399.2	Y-Position: 254.7	Scale: 100	Depth: 13.0
Lamello / Cabineo / Milling A (14) (90)	Face 1	X-Position: 399.2	Y-Position: 80.0	Scale: 100	Depth: 13.0
Lamello / Cabineo / Milling A (14) (90)	Face 1	X-Position: 14.8	Y-Position: 604.0	Scale: 100	Depth: 13.0
Lamello / Cabineo / Milling A (14) (90)	Face 1	X-Position: 14.8	Y-Position: 429.3	Scale: 100	Depth: 13.0
Lamello / Cabineo / Milling A (14) (90)	Face 1	X-Position: 14.8	Y-Position: 254.7	Scale: 100	Depth: 13.0
Lamello / Cabineo / Milling A (14) (90)	Face 1	X-Position: 14.8	Y-Position: 80.0	Scale: 100	Depth: 13.0
Lamello / Cabineo / Milling A (14) (90)	Face 1	X-Position: 80.0	Y-Position: 14.8	Scale: 100	Depth: 13.0
Lamello / Cabineo / Milling A (14) (90)	Face 1	X-Position: 207.0	Y-Position: 14.8	Scale: 100	Depth: 13.0
Lamello / Cabineo / Milling A (14) (90)	Face 1	X-Position: 334.0	Y-Position: 14.8	Scale: 100	Depth: 13.0
Lamello / Cabineo / Milling A (14) (90)	Face 1	X-Position: 80.0	Y-Position: 669.2	Scale: 100	Depth: 13.0
Lamello / Cabineo / Milling A (14) (90)	Face 1	X-Position: 207.0	Y-Position: 669.2	Scale: 100	Depth: 13.0
Lamello / Cabineo / Milling A (14) (90)	Face 1	X-Position: 334.0	Y-Position: 669.2	Scale: 100	Depth: 13.0

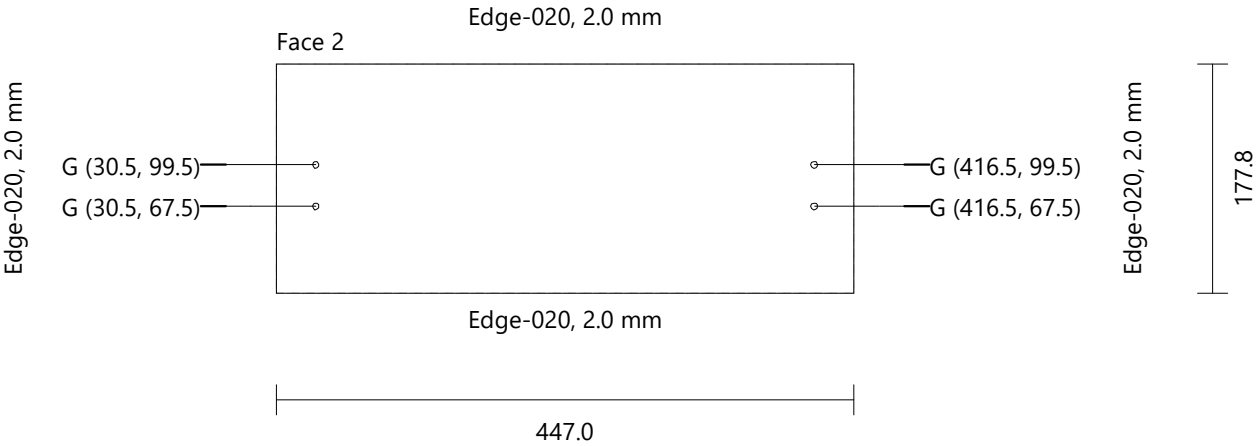
Face 2




450mm base 4 Drawer Equal[3]
Drawer 450 [1] Sealwise WCB 18mm Height: 177.8 Width: 447.0 Thickness: 18.0 Quantity: 6
Drilling G (4) Diameter: 5.0 Depth: 3.0



450mm base 4 Drawer Equal[3]
Drawer 450 [1]_4 Sealwise WCB 18mm Height: 177.8 Width: 447.0 Thickness: 18.0 Quantity: 2
Drilling G (4) Diameter: 5.0 Depth: 3.0




450mm base 4 Drawer Equal[3]						
Bottom Drawer 450 [1]		Sealwise WCB 18mm	Height: 440.0	Width: 379.0	Thickness: 18.0	Quantity: 8
Drilling	H (4)	Diameter: 5.0	Depth: 8.0			
Groove Vertical	Face 2	X-Position: 359.8	Y-Position: 0.0	Width: 38.5	Length: 550.0	Depth: 8.0
Groove Vertical	Face 2	X-Position: 19.3	Y-Position: 0.0	Width: 38.5	Length: 550.0	Depth: 8.0



450mm base 4 Drawer Equal[3]
Back Drawer 450 [1] Generic 0180 Height: 376.0 Width: 61.0 Thickness: 18.0 Quantity: 8

Face 1




376.0

61.0

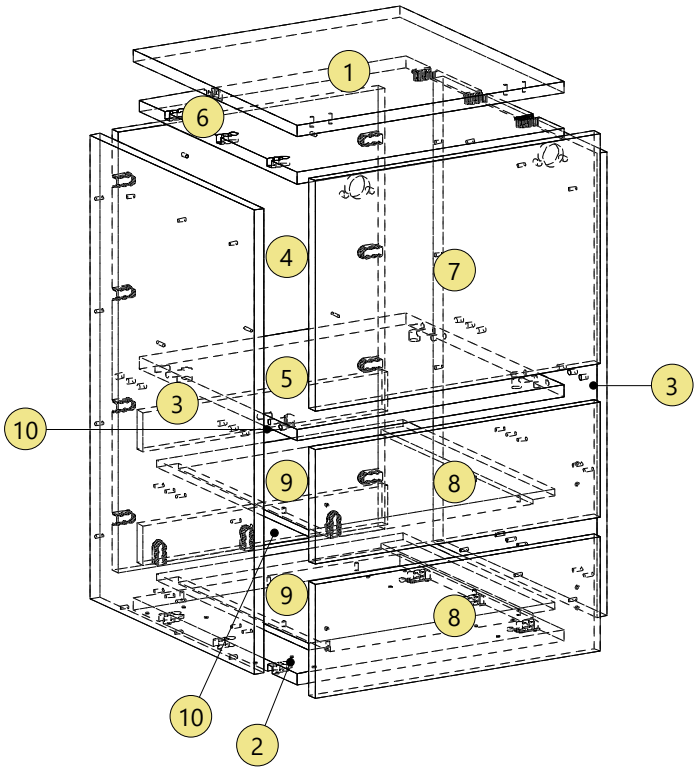
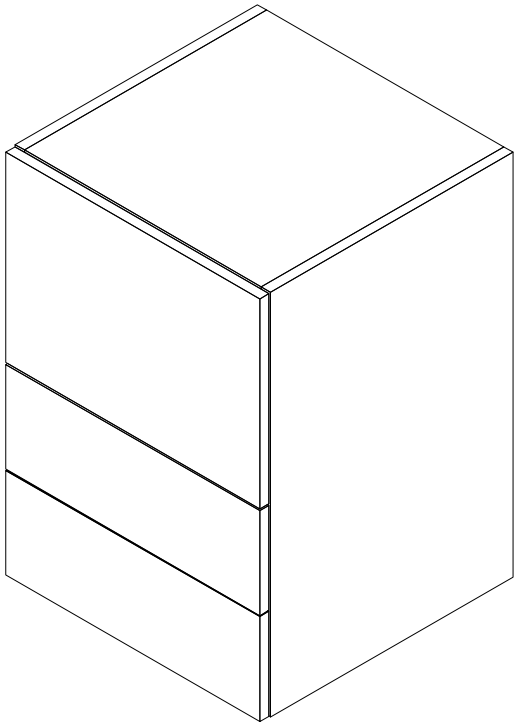
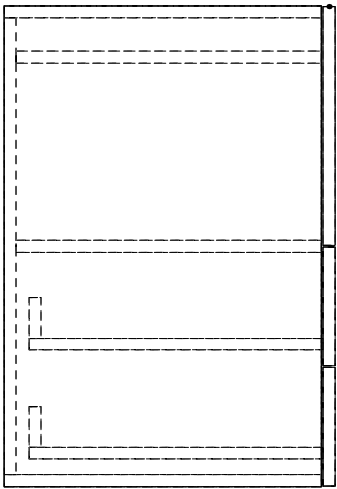
500mm 2 Drawer Mixer unit with mixer slide[1]

Height	720.0 mm
Width	500.0 mm
Depth	495.0 mm

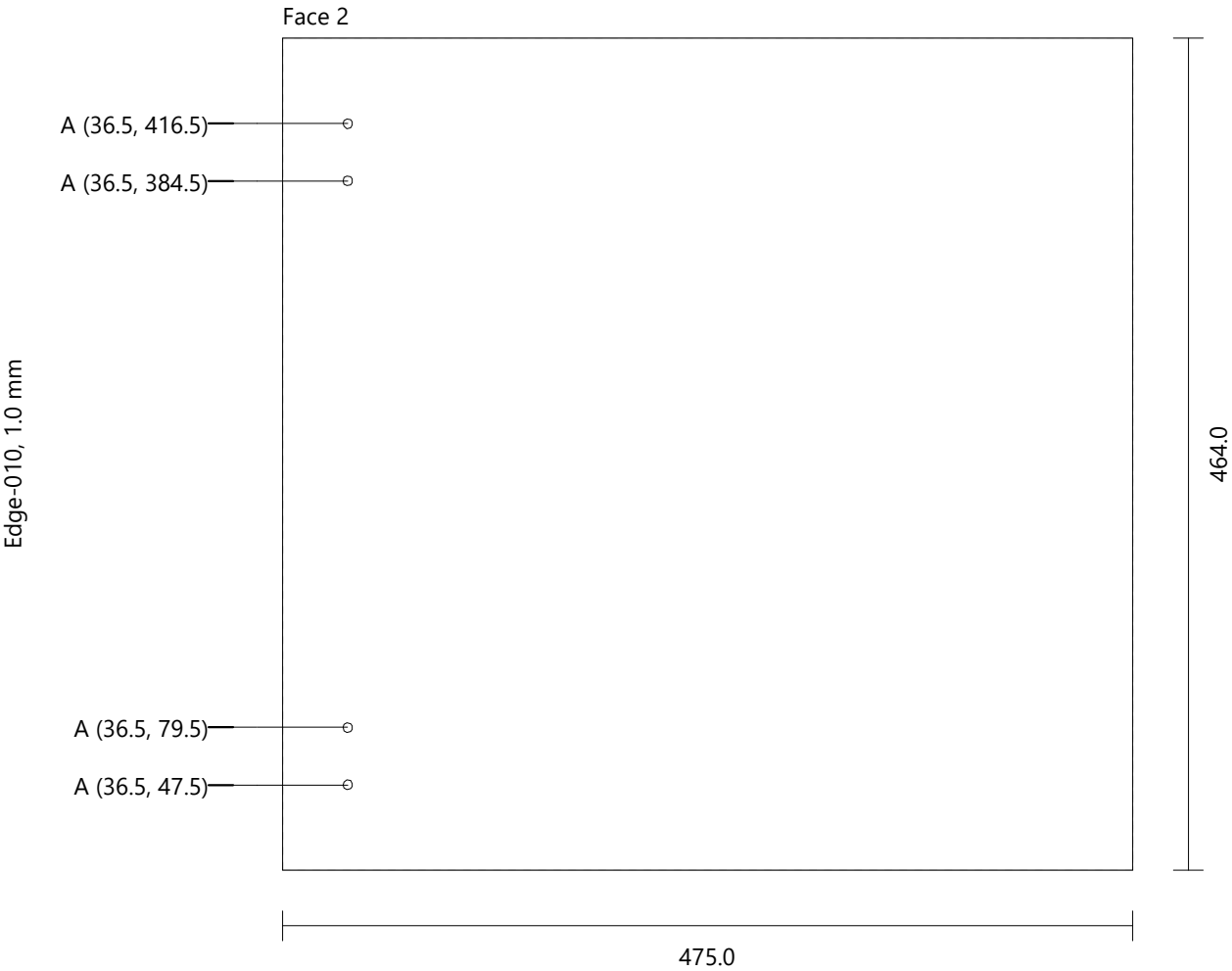
FRONT VIEW



LEFT VIEW



500mm 2 Drawer Mixer unit with mix...
Top Sealwise WCB 18mm Height: 464.0 Width: 475.0 Thickness: 18.0 Quantity: 2
Drilling A (4) Diameter: 5.0 Depth: 15.0

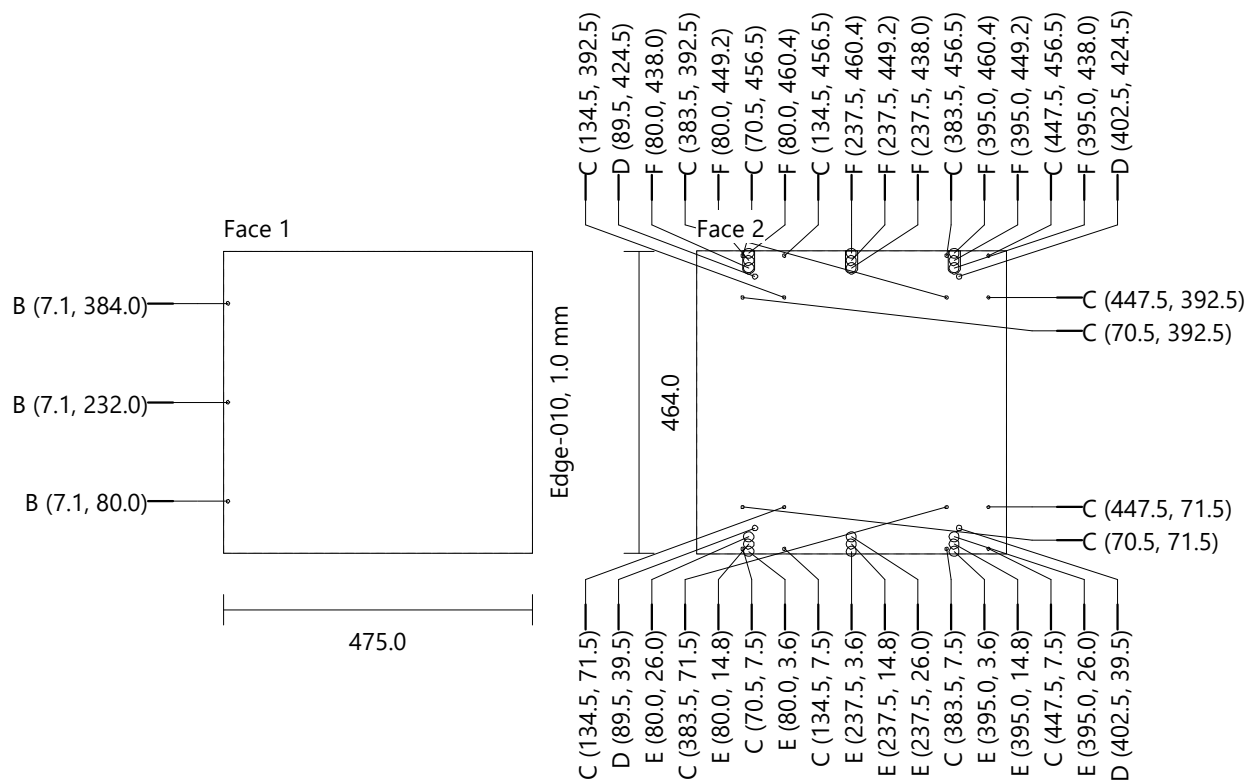


500mm 2 Drawer Mixer unit with mix...

Bottom Sealwise WCB 18mm Height: 464.0 Width: 475.0 Thickness: 18.0 Quantity: 2

Drilling	B (3)	Diameter: 5.0	Depth: 12.0
	C (16)	Diameter: 5.0	Depth: 1.0
	D (4)	Diameter: 8.0	Depth: 4.0
	E (9)	Diameter: 15.0	Depth: 11.0
	F (9)	Diameter: 15.0	Depth: 13.0

Lamello / Cabineo / Cap +9mm (3) (-90)	Face 1	X-Position: 395.0	Y-Position: 450.7	Scale: 100	Depth: 2.1
Lamello / Cabineo / Cap +9mm (3) (-90)	Face 1	X-Position: 237.5	Y-Position: 450.7	Scale: 100	Depth: 2.1
Lamello / Cabineo / Cap +9mm (3) (-90)	Face 1	X-Position: 80.0	Y-Position: 450.7	Scale: 100	Depth: 2.1

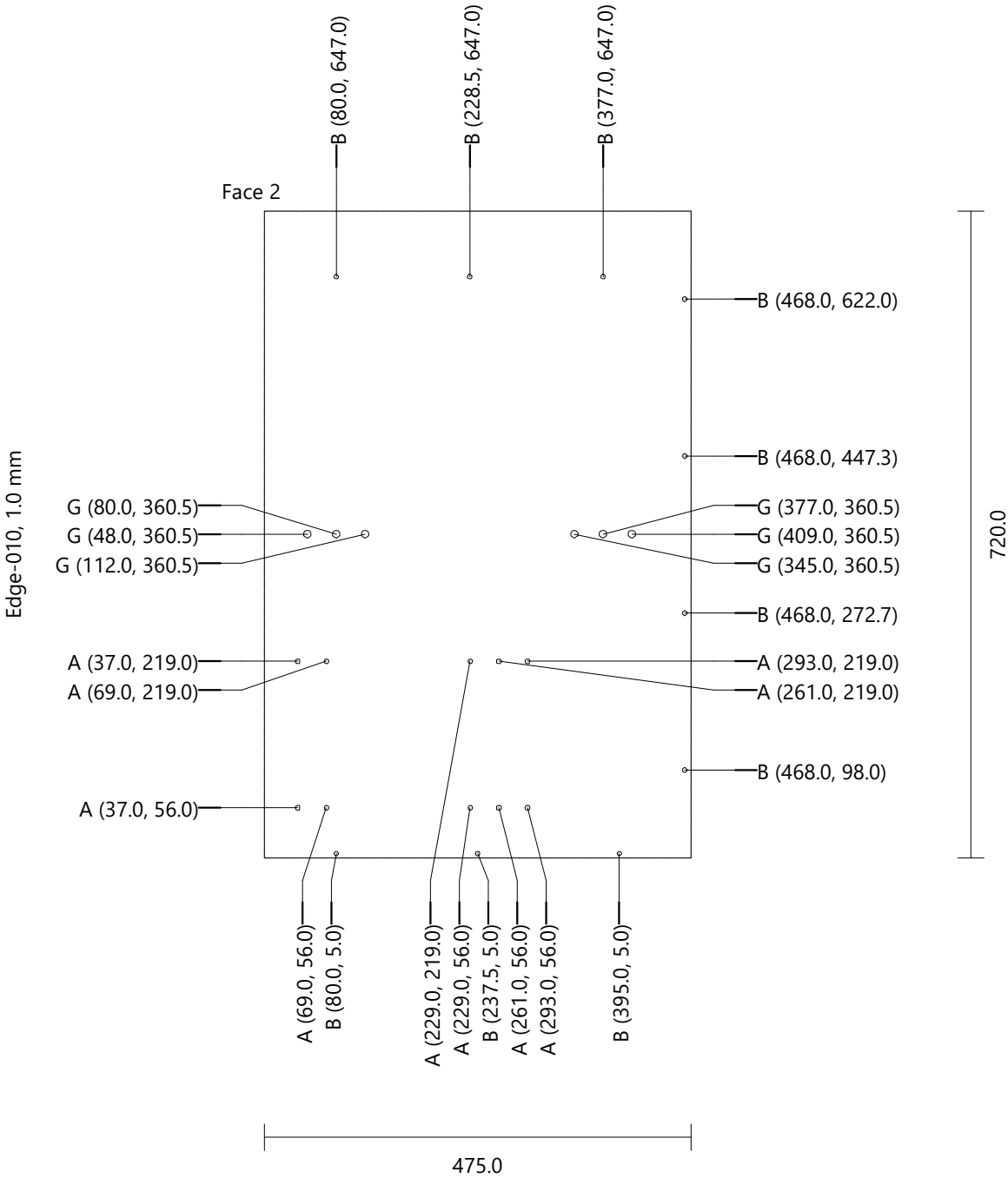


500mm 2 Drawer Mixer unit with mix...

Left Side

Sealwise WCB 18mm Height: 720.0 Width: 475.0 Thickness: 18.0 Quantity: 2

Drilling	A (10)	Diameter: 5.0	Depth: 15.0
	B (10)	Diameter: 5.0	Depth: 12.0
	G (6)	Diameter: 8.0	Depth: 11.5

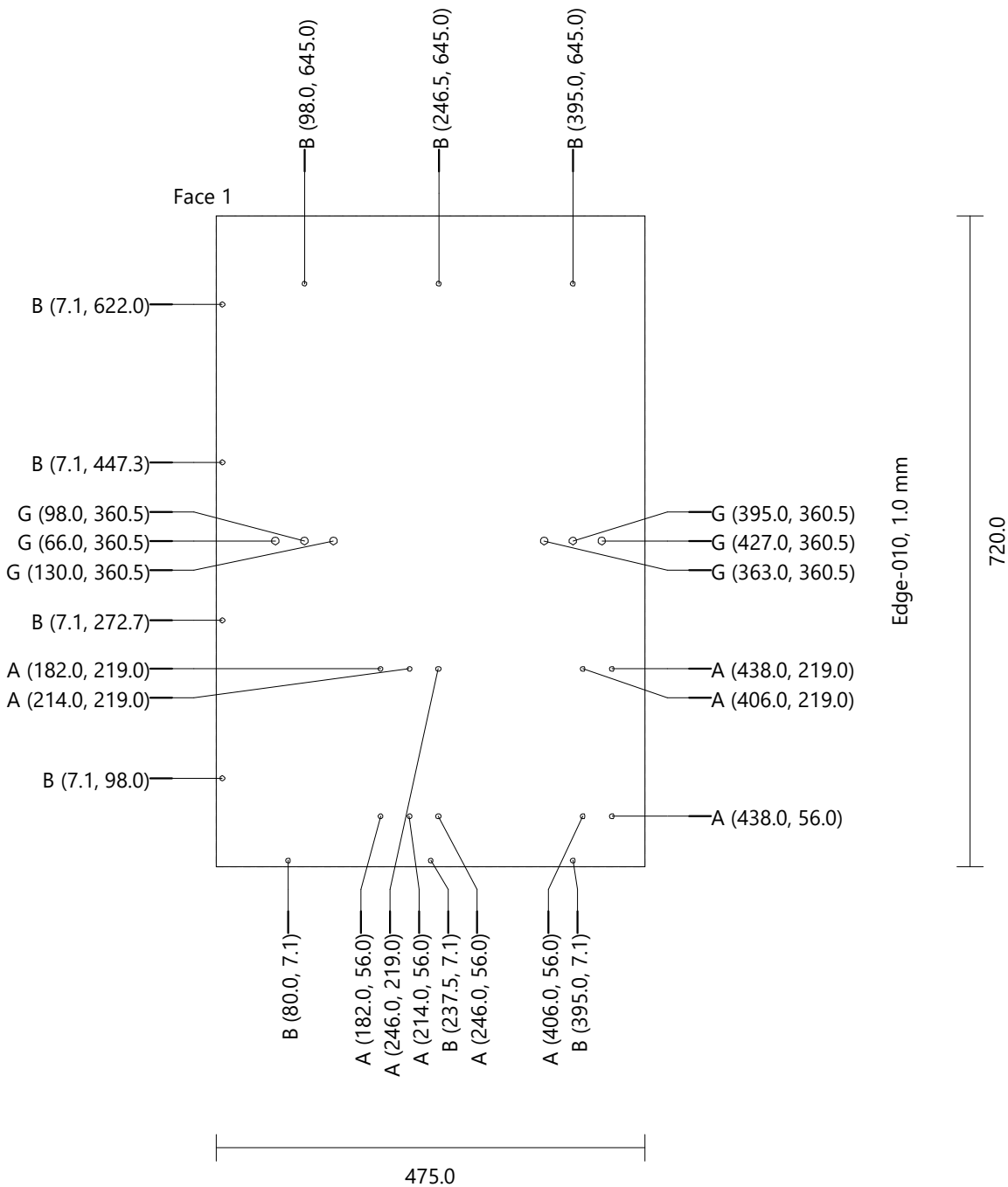


500mm 2 Drawer Mixer unit with mix...

Right Side

Sealwise WCB 18mm Height: 720.0 Width: 475.0 Thickness: 18.0 Quantity: 2

Drilling	A (10)	Diameter: 5.0	Depth: 15.0
	B (10)	Diameter: 5.0	Depth: 12.0
	G (6)	Diameter: 8.0	Depth: 11.5



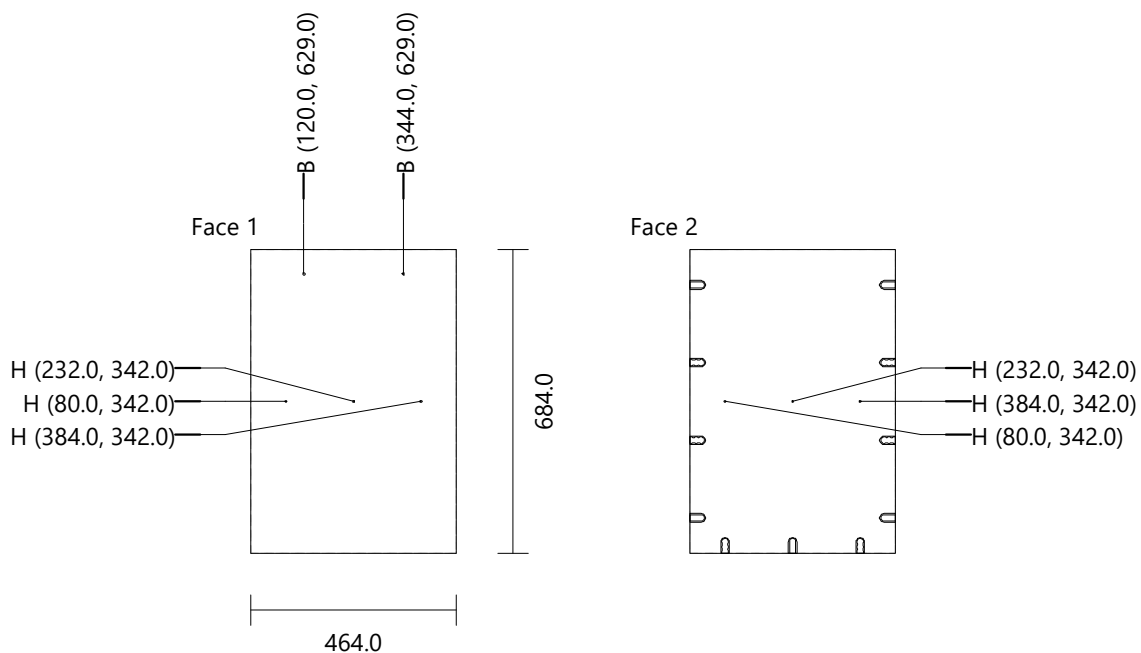
500mm 2 Drawer Mixer unit with mix...

Back

Sealwise WCB 18mm Height: 684.0 Width: 464.0 Thickness: 18.0 Quantity: 2

Drilling B (2) Diameter: 5.0 Depth: 12.0
 H (3) Diameter: 4.0 Depth: Through (0.0)

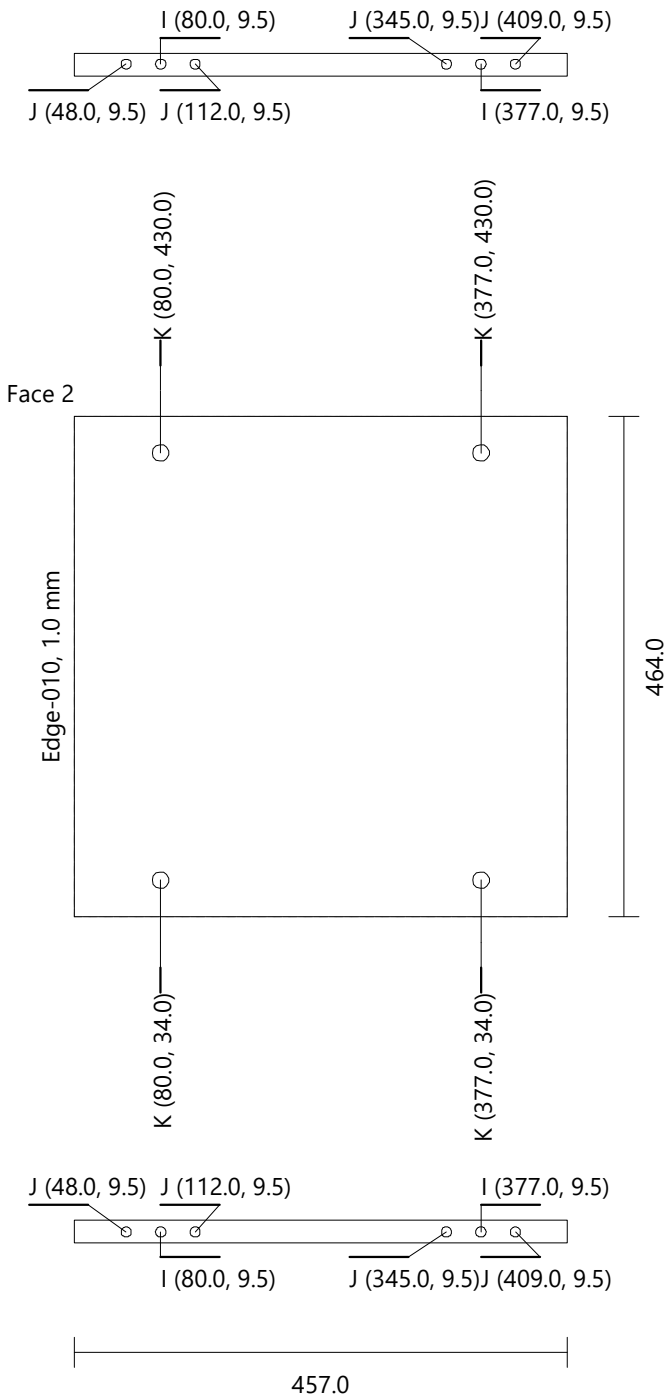
Lamello / Cabineo / Cap +9mm (11) (-90)	Face 1	X-Position: 450.7	Y-Position: 604.0	Scale: 100	Depth: 2.1
Lamello / Cabineo / Cap +9mm (11) (-90)	Face 1	X-Position: 450.7	Y-Position: 429.3	Scale: 100	Depth: 2.1
Lamello / Cabineo / Cap +9mm (11) (-90)	Face 1	X-Position: 450.7	Y-Position: 254.7	Scale: 100	Depth: 2.1
Lamello / Cabineo / Cap +9mm (11) (-90)	Face 1	X-Position: 450.7	Y-Position: 80.0	Scale: 100	Depth: 2.1
Lamello / Cabineo / Cap +9mm (11) (-90)	Face 1	X-Position: 13.3	Y-Position: 604.0	Scale: 100	Depth: 2.1
Lamello / Cabineo / Cap +9mm (11) (-90)	Face 1	X-Position: 13.3	Y-Position: 429.3	Scale: 100	Depth: 2.1
Lamello / Cabineo / Cap +9mm (11) (-90)	Face 1	X-Position: 13.3	Y-Position: 254.7	Scale: 100	Depth: 2.1
Lamello / Cabineo / Cap +9mm (11) (-90)	Face 1	X-Position: 13.3	Y-Position: 80.0	Scale: 100	Depth: 2.1
Lamello / Cabineo / Cap +9mm (11) (-90)	Face 1	X-Position: 80.0	Y-Position: 13.3	Scale: 100	Depth: 2.1
Lamello / Cabineo / Cap +9mm (11) (-90)	Face 1	X-Position: 232.0	Y-Position: 13.3	Scale: 100	Depth: 2.1
Lamello / Cabineo / Cap +9mm (11) (-90)	Face 1	X-Position: 384.0	Y-Position: 13.3	Scale: 100	Depth: 2.1
Lamello / Cabineo / Milling A (11) (90)	Face 1	X-Position: 449.2	Y-Position: 604.0	Scale: 100	Depth: 13.0
Lamello / Cabineo / Milling A (11) (90)	Face 1	X-Position: 449.2	Y-Position: 429.3	Scale: 100	Depth: 13.0
Lamello / Cabineo / Milling A (11) (90)	Face 1	X-Position: 449.2	Y-Position: 254.7	Scale: 100	Depth: 13.0
Lamello / Cabineo / Milling A (11) (90)	Face 1	X-Position: 449.2	Y-Position: 80.0	Scale: 100	Depth: 13.0
Lamello / Cabineo / Milling A (11) (90)	Face 1	X-Position: 14.8	Y-Position: 604.0	Scale: 100	Depth: 13.0
Lamello / Cabineo / Milling A (11) (90)	Face 1	X-Position: 14.8	Y-Position: 429.3	Scale: 100	Depth: 13.0
Lamello / Cabineo / Milling A (11) (90)	Face 1	X-Position: 14.8	Y-Position: 254.7	Scale: 100	Depth: 13.0
Lamello / Cabineo / Milling A (11) (90)	Face 1	X-Position: 14.8	Y-Position: 80.0	Scale: 100	Depth: 13.0
Lamello / Cabineo / Milling A (11) (90)	Face 1	X-Position: 80.0	Y-Position: 14.8	Scale: 100	Depth: 13.0
Lamello / Cabineo / Milling A (11) (90)	Face 1	X-Position: 232.0	Y-Position: 14.8	Scale: 100	Depth: 13.0
Lamello / Cabineo / Milling A (11) (90)	Face 1	X-Position: 384.0	Y-Position: 14.8	Scale: 100	Depth: 13.0



500mm 2 Drawer Mixer unit with mixer sli...

Fixed Shelf [1] Generic 0180 Height: 464.0 Width: 457.0 Thickness: 18.0 Quantity: 2

Drilling I (4) Diameter: 8.0 Depth: 28.0
 J (8) Diameter: 8.0 Depth: 21.5
 K (4) Diameter: 15.0 Depth: 14.0



500mm 2 Drawer Mixer unit with mix...

Fixed Shelf [2]

Sealwise WCB 18mm Height: 464.0 Width: 457.0 Thickness: 18.0 Quantity: 2

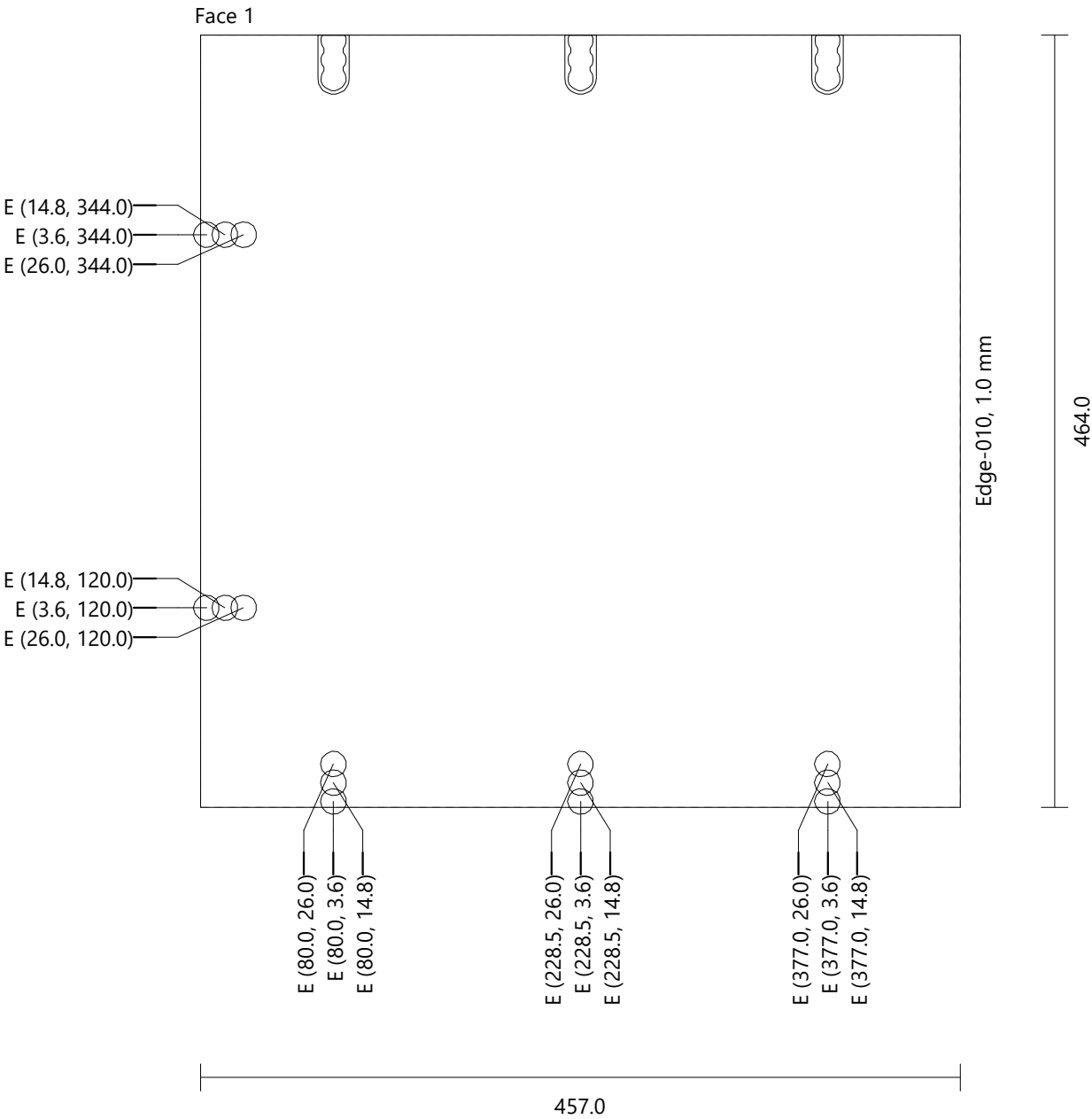
Drilling

E (15)

Diameter: 15.0

Depth: 11.0

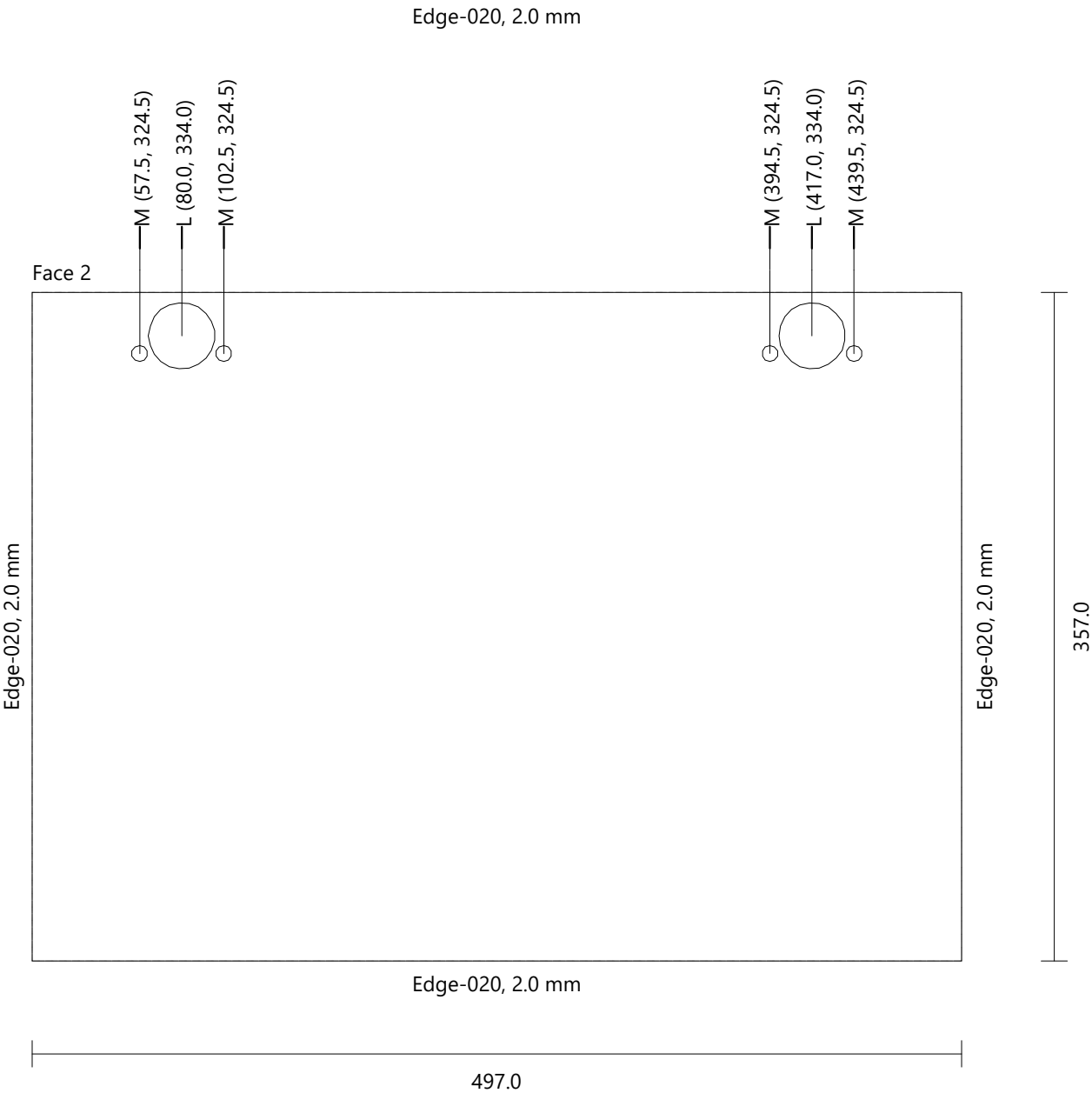
Lamello / Cabineo / Cap +9mm (3) (-90)	Face 1	X-Position: 377.0	Y-Position: 450.7	Scale: 100	Depth: 2.1
Lamello / Cabineo / Cap +9mm (3) (-90)	Face 1	X-Position: 228.5	Y-Position: 450.7	Scale: 100	Depth: 2.1
Lamello / Cabineo / Cap +9mm (3) (-90)	Face 1	X-Position: 80.0	Y-Position: 450.7	Scale: 100	Depth: 2.1
Lamello / Cabineo / Milling A (3) (90)	Face 1	X-Position: 377.0	Y-Position: 449.2	Scale: 100	Depth: 13.0
Lamello / Cabineo / Milling A (3) (90)	Face 1	X-Position: 228.5	Y-Position: 449.2	Scale: 100	Depth: 13.0
Lamello / Cabineo / Milling A (3) (90)	Face 1	X-Position: 80.0	Y-Position: 449.2	Scale: 100	Depth: 13.0



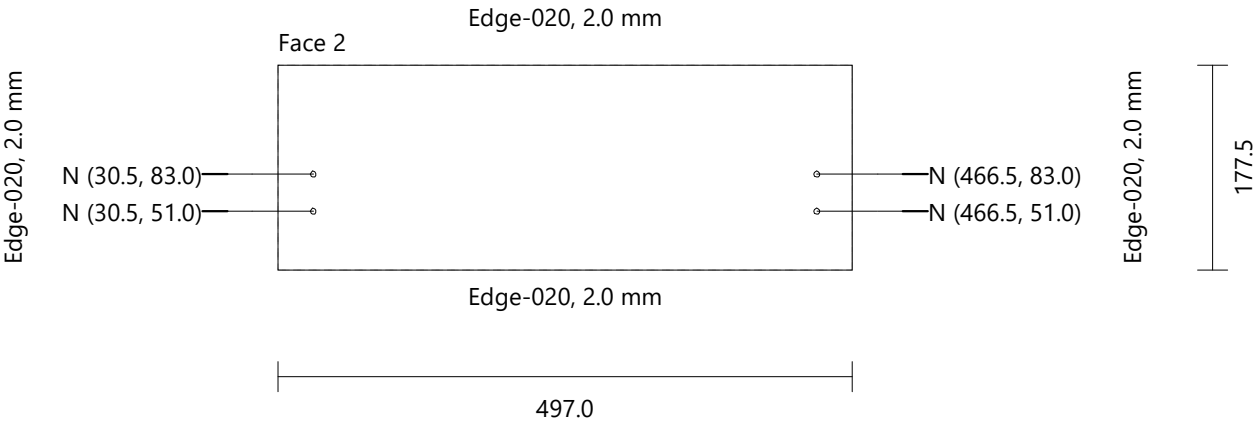
500mm 2 Drawer Mixer unit with mix...

Door Std (Single) [1] Sealwise WCB 18mm Height: 357.0 Width: 497.0 Thickness: 18.0 Quantity: 2

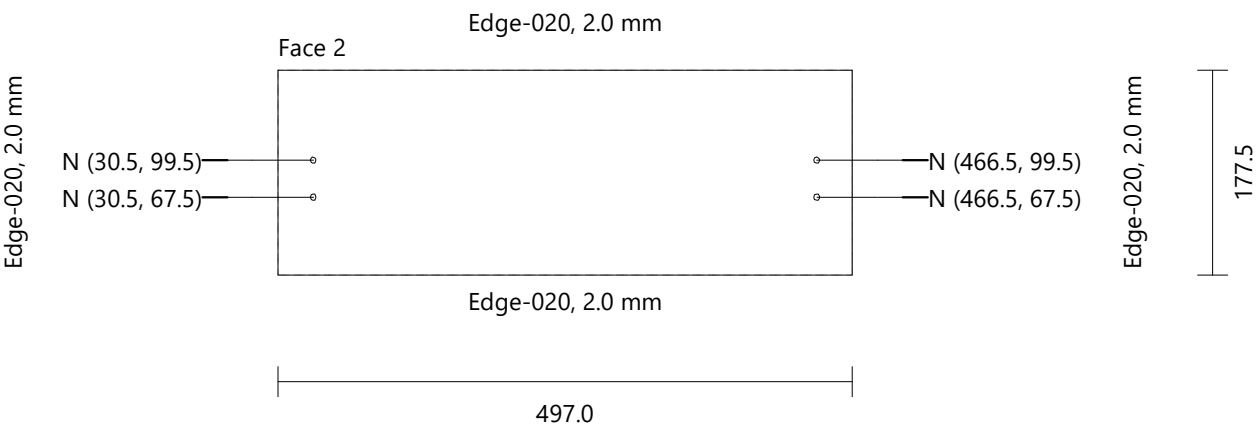
Drilling L (2) Diameter: 35.0 Depth: 14.0
 M (4) Diameter: 8.0 Depth: 13.0



500mm 2 Drawer Mixer unit with mixer sli...
Drawer 450 [1]_1 Generic 0181 Height: 177.5 Width: 497.0 Thickness: 18.0 Quantity: 2
Drilling N (4) Diameter: 5.0 Depth: 3.0

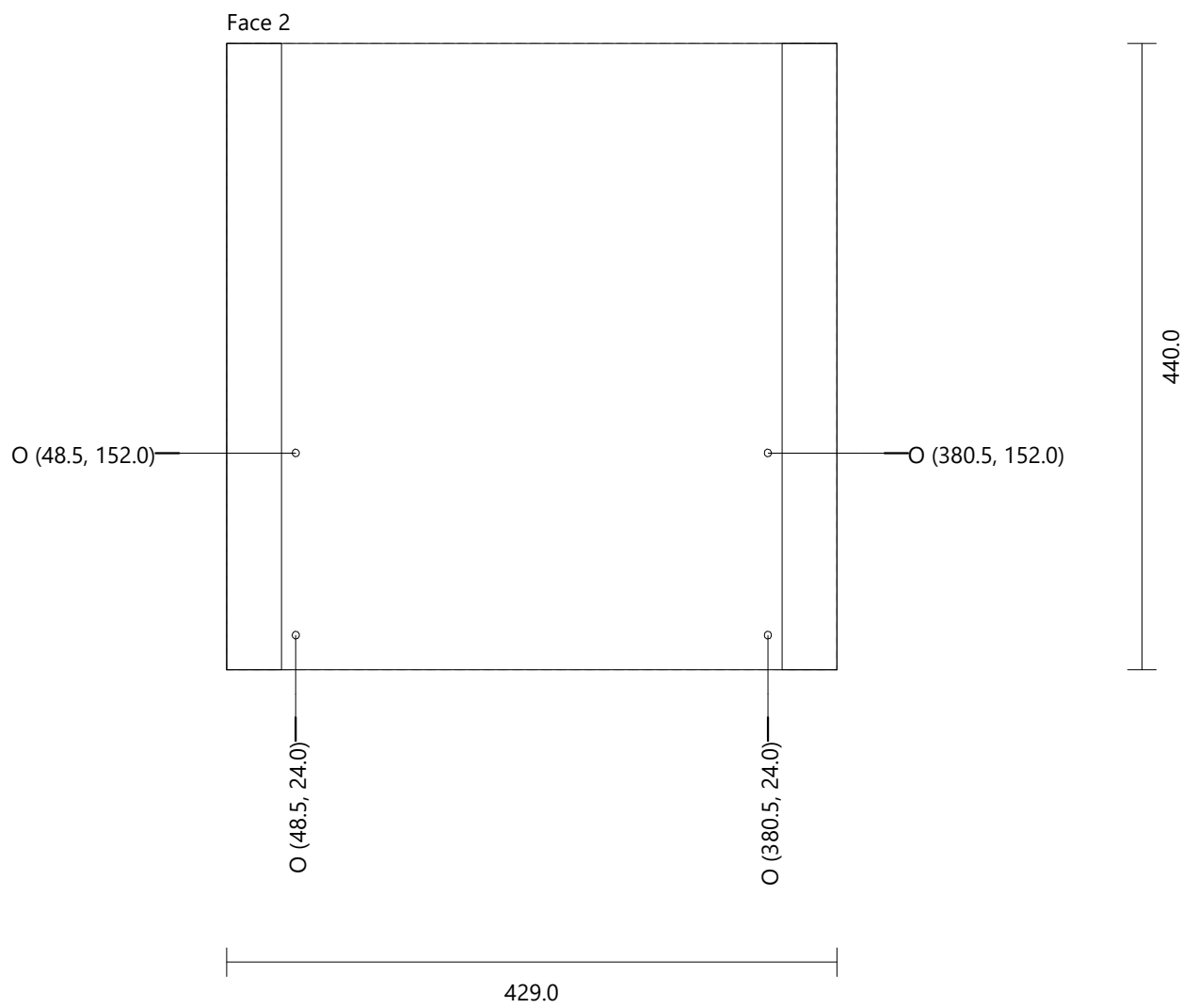


500mm 2 Drawer Mixer unit with mixer sli...
Drawer 450 [1]_2 Generic 0181 Height: 177.5 Width: 497.0 Thickness: 18.0 Quantity: 2
Drilling N (4) Diameter: 5.0 Depth: 3.0



500mm 2 Drawer Mixer unit with mixer sli...
Bottom Drawer 450 [1] Generic 0180 Height: 440.0 Width: 429.0 Thickness: 18.0 Quantity: 4

Drilling	O (4)	Diameter: 5.0	Depth: 8.0			
Groove Vertical	Face 2	X-Position: 409.8	Y-Position: 0.0	Width: 38.5	Length: 550.0	Depth: 8.0
Groove Vertical	Face 2	X-Position: 19.3	Y-Position: 0.0	Width: 38.5	Length: 550.0	Depth: 8.0



500mm 2 Drawer Mixer unit with mixer sli...

Back Drawer 450 [1]

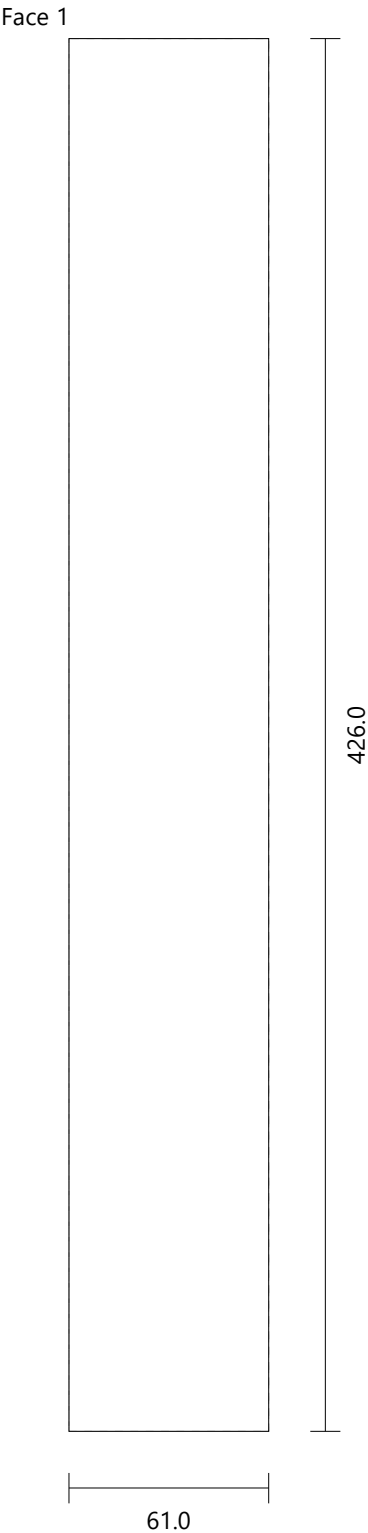
Generic 0180

Height: 426.0

Width: 61.0

Thickness: 18.0

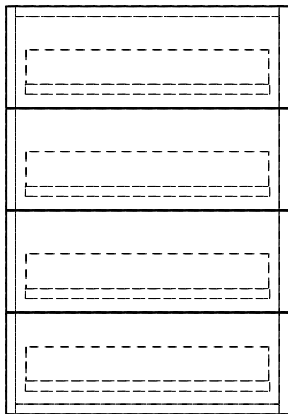
Quantity: 4



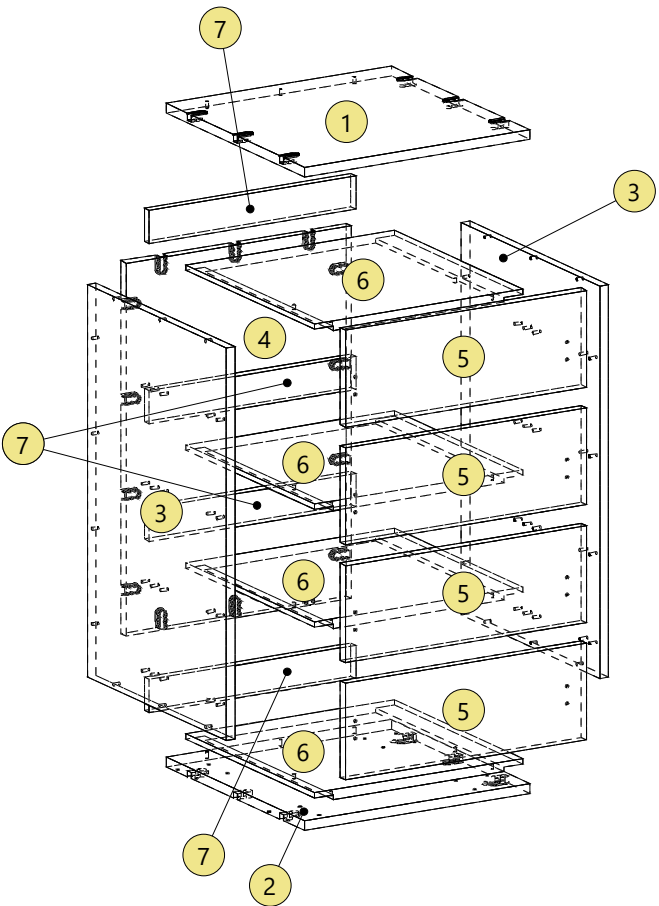
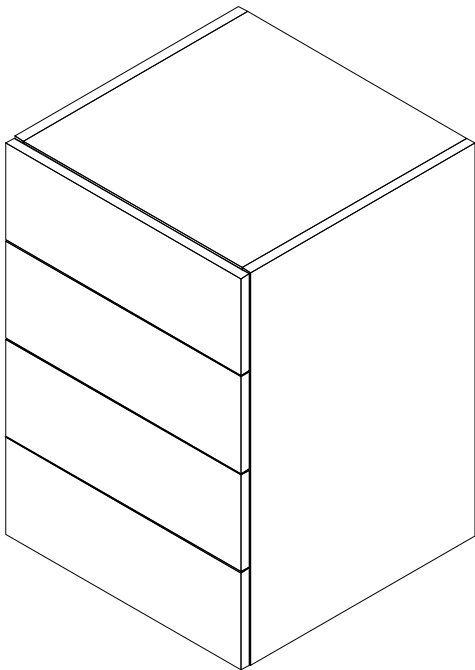
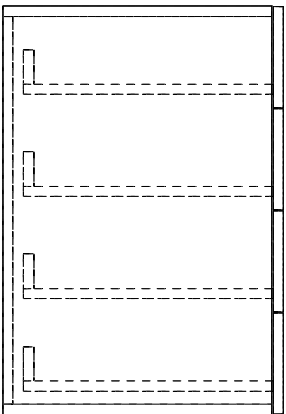
500mm base 4 Drawer Equal[2]

Height 720.0 mm
Width 500.0 mm
Depth 495.0 mm

FRONT VIEW



LEFT VIEW



500mm base 4 Drawer Equal[2]

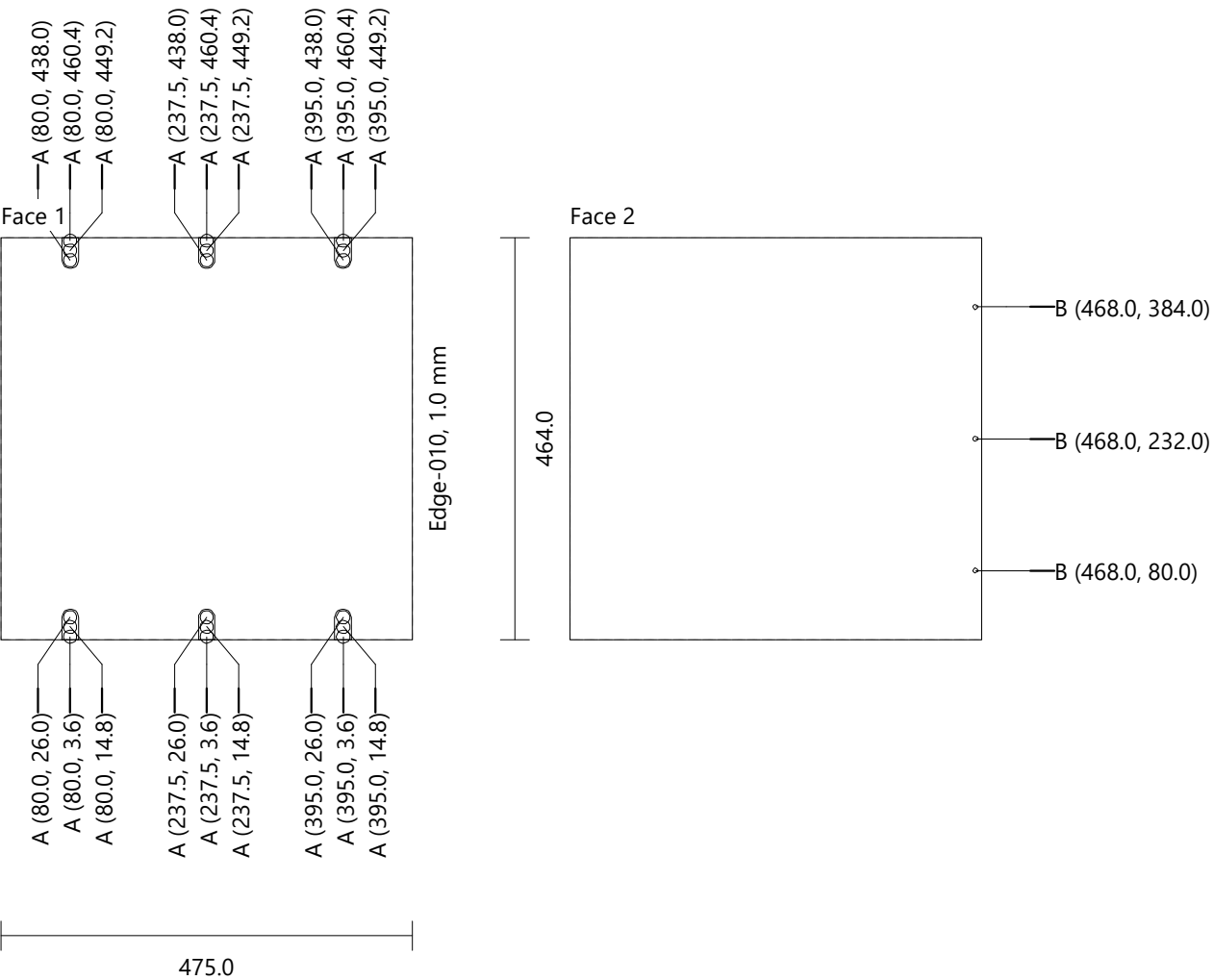
TopSealwise WCB 18mmHeight: 464.0Width: 475.0Thickness: 18.0Quantity: 2

Drilling

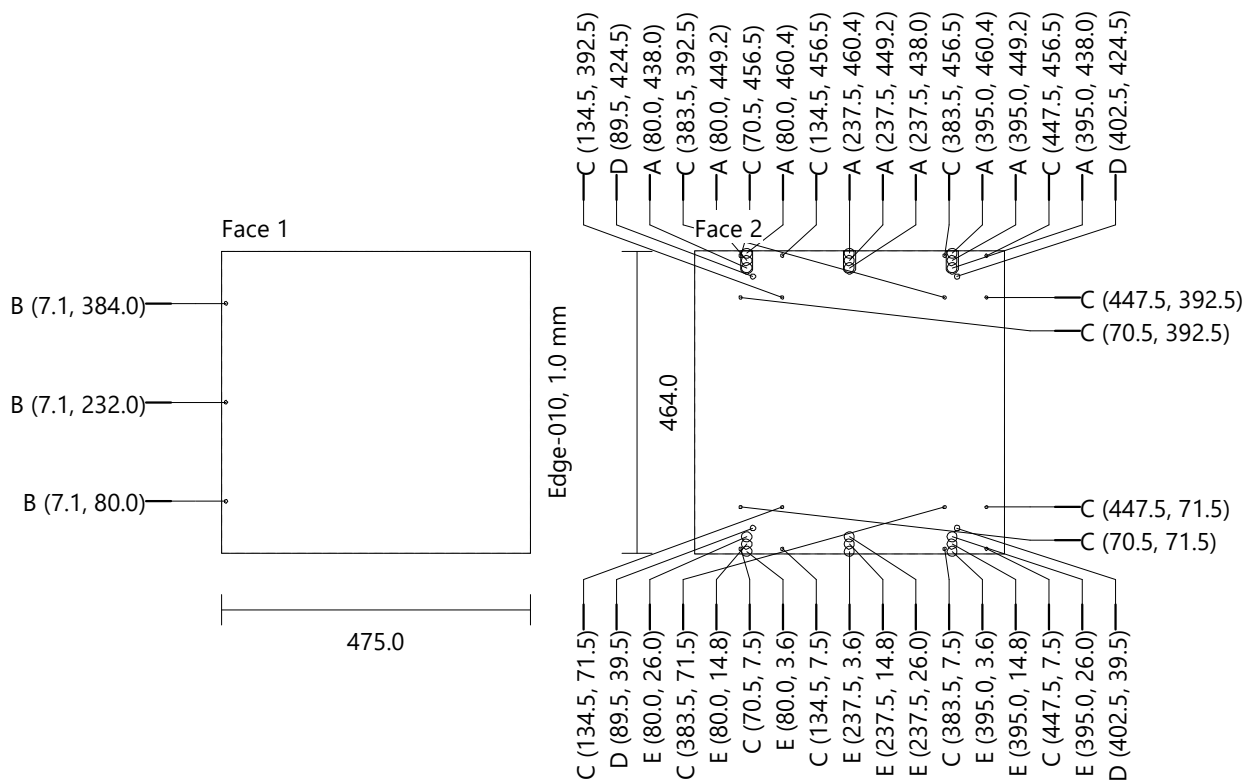
A (18)Diameter: 15.0Depth: 13.0

B (3)Diameter: 5.0Depth: 12.0

Lamello / Cabineo / Cap +9mm (6) (-90)	Face 1	X-Position: 80.0	Y-Position: 13.3	Scale: 100	Depth: 2.1
Lamello / Cabineo / Cap +9mm (6) (-90)	Face 1	X-Position: 237.5	Y-Position: 13.3	Scale: 100	Depth: 2.1
Lamello / Cabineo / Cap +9mm (6) (-90)	Face 1	X-Position: 395.0	Y-Position: 13.3	Scale: 100	Depth: 2.1
Lamello / Cabineo / Cap +9mm (6) (-90)	Face 1	X-Position: 80.0	Y-Position: 450.7	Scale: 100	Depth: 2.1
Lamello / Cabineo / Cap +9mm (6) (-90)	Face 1	X-Position: 237.5	Y-Position: 450.7	Scale: 100	Depth: 2.1
Lamello / Cabineo / Cap +9mm (6) (-90)	Face 1	X-Position: 395.0	Y-Position: 450.7	Scale: 100	Depth: 2.1



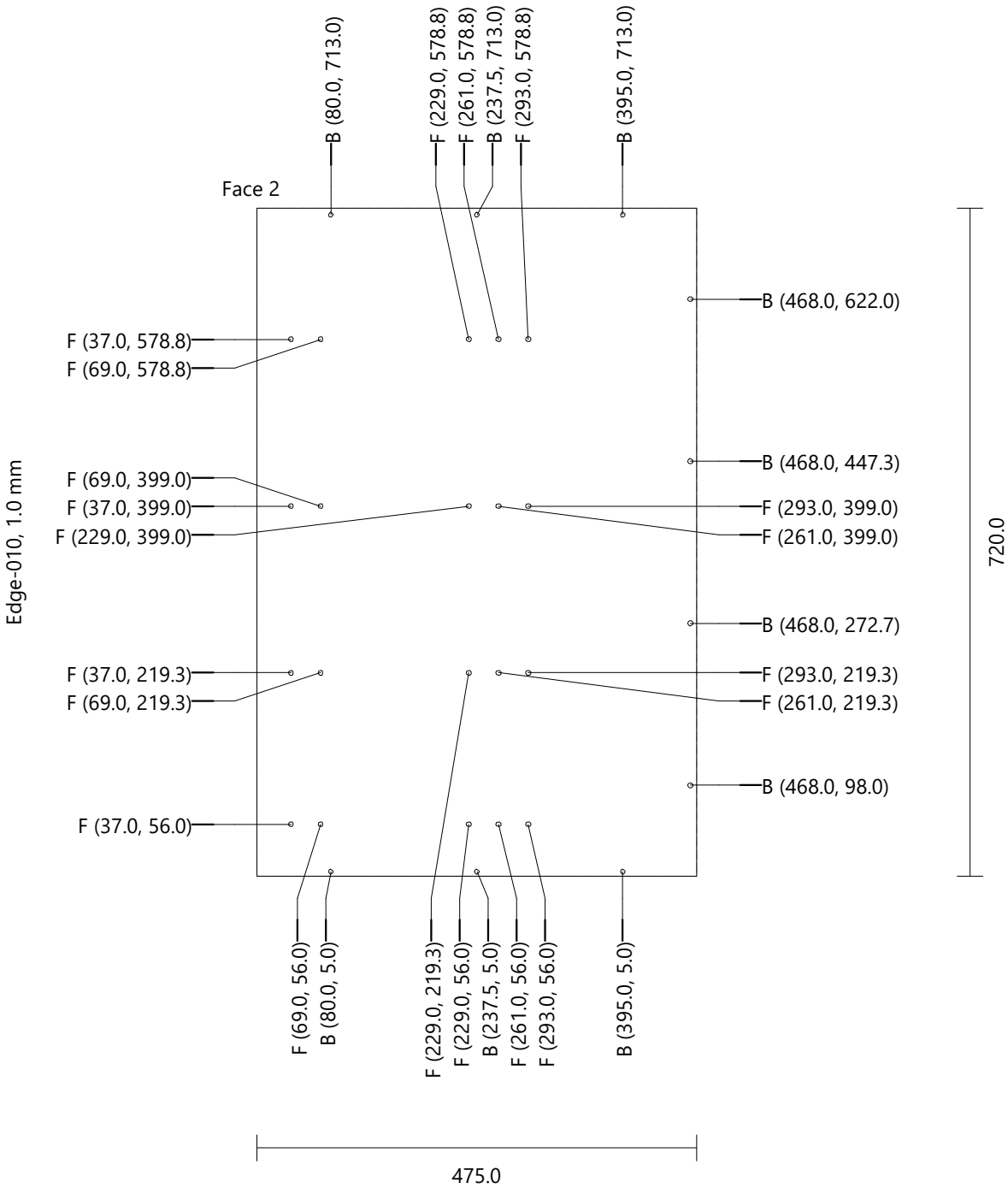
500mm base 4 Drawer Equal[2]					
Bottom	Sealwise WCB 18mm	Height: 464.0	Width: 475.0	Thickness: 18.0	Quantity: 2
Drilling	A (9)	Diameter: 15.0	Depth: 13.0		
	B (3)	Diameter: 5.0	Depth: 12.0		
	C (16)	Diameter: 5.0	Depth: 1.0		
	D (4)	Diameter: 8.0	Depth: 4.0		
	E (9)	Diameter: 15.0	Depth: 11.0		
Lamello / Cabineo / Cap +9mm (3) (-90)	Face 1	X-Position: 395.0	Y-Position: 450.7	Scale: 100	Depth: 2.1
Lamello / Cabineo / Cap +9mm (3) (-90)	Face 1	X-Position: 237.5	Y-Position: 450.7	Scale: 100	Depth: 2.1
Lamello / Cabineo / Cap +9mm (3) (-90)	Face 1	X-Position: 80.0	Y-Position: 450.7	Scale: 100	Depth: 2.1



500mm base 4 Drawer Equal[2]

Left Side Sealwise WCB 18mm Height: 720.0 Width: 475.0 Thickness: 18.0 Quantity: 2

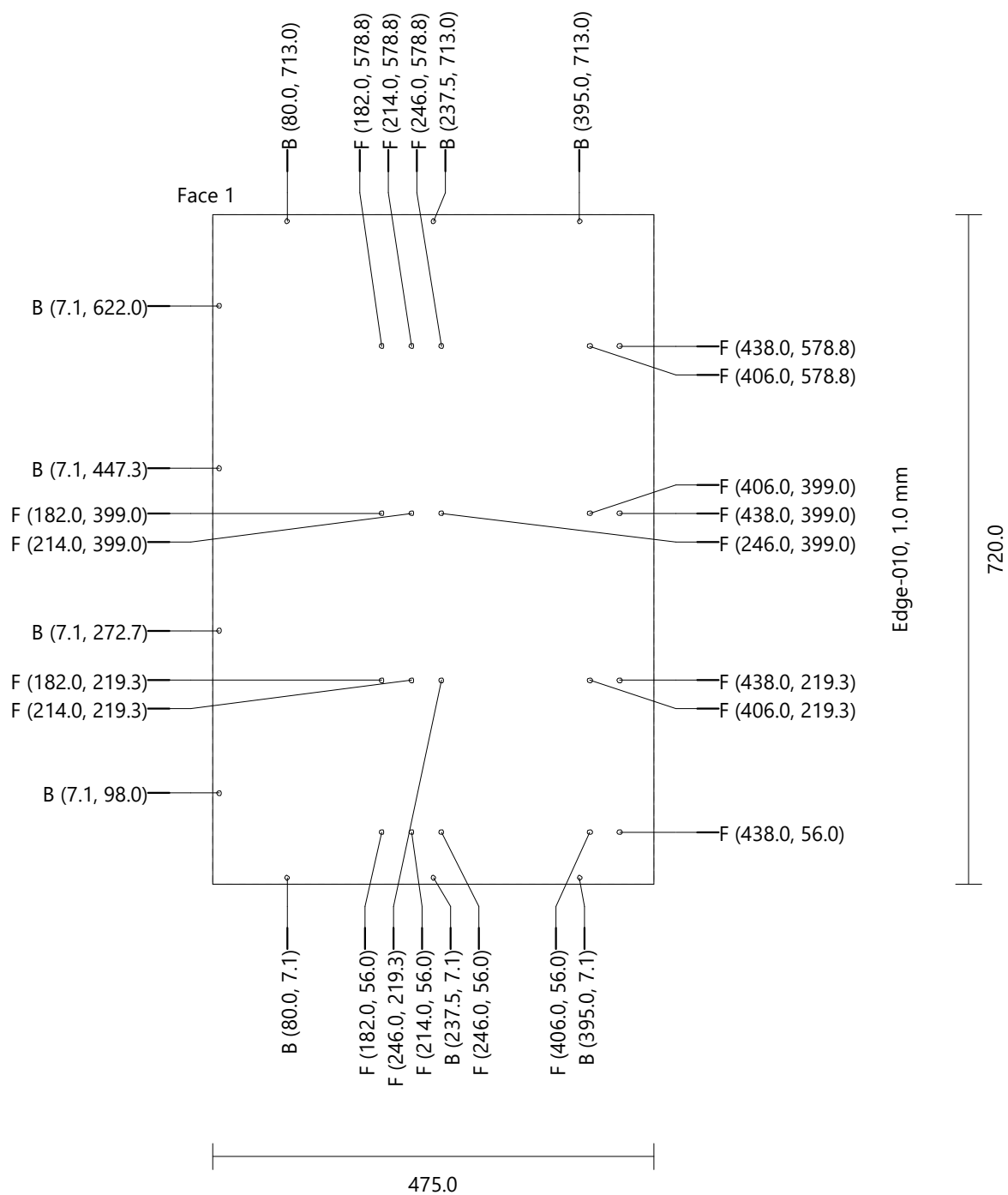
Drilling B (10) Diameter: 5.0 Depth: 12.0
 F (20) Diameter: 5.0 Depth: 15.0



500mm base 4 Drawer Equal[2]
Right Side

Sealwise WCB 18mm Height: 720.0 Width: 475.0 Thickness: 18.0 Quantity: 2

Drilling B (10) Diameter: 5.0 Depth: 12.0
 F (20) Diameter: 5.0 Depth: 15.0



500mm base 4 Drawer Equal[2]

Back

Sealwise WCB 18mm

Height: 684.0

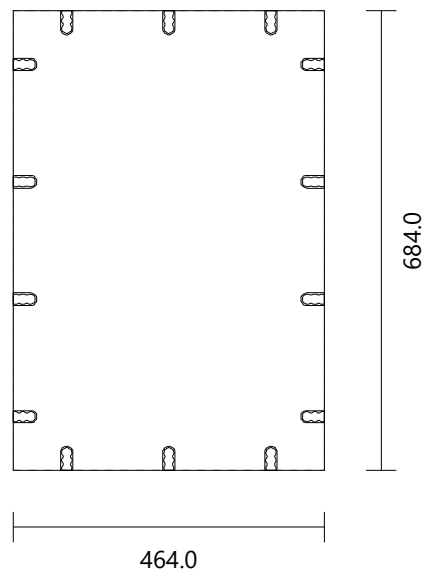
Width: 464.0

Thickness: 18.0

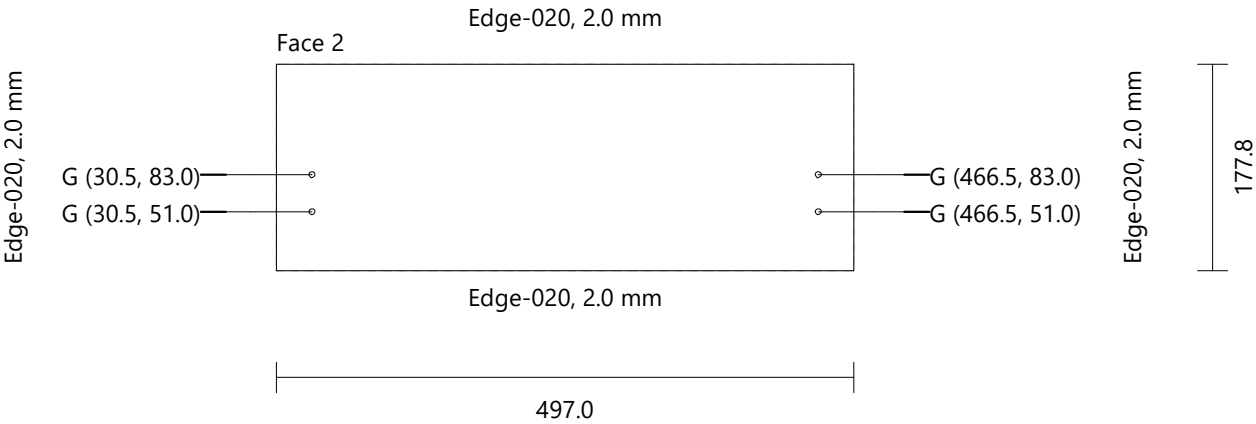
Quantity: 2

Lamello / Cabineo / Cap +9mm (14) (-90)	Face 1	X-Position: 450.7	Y-Position: 604.0	Scale: 100	Depth: 2.1
Lamello / Cabineo / Cap +9mm (14) (-90)	Face 1	X-Position: 450.7	Y-Position: 429.3	Scale: 100	Depth: 2.1
Lamello / Cabineo / Cap +9mm (14) (-90)	Face 1	X-Position: 450.7	Y-Position: 254.7	Scale: 100	Depth: 2.1
Lamello / Cabineo / Cap +9mm (14) (-90)	Face 1	X-Position: 450.7	Y-Position: 80.0	Scale: 100	Depth: 2.1
Lamello / Cabineo / Cap +9mm (14) (-90)	Face 1	X-Position: 13.3	Y-Position: 604.0	Scale: 100	Depth: 2.1
Lamello / Cabineo / Cap +9mm (14) (-90)	Face 1	X-Position: 13.3	Y-Position: 429.3	Scale: 100	Depth: 2.1
Lamello / Cabineo / Cap +9mm (14) (-90)	Face 1	X-Position: 13.3	Y-Position: 254.7	Scale: 100	Depth: 2.1
Lamello / Cabineo / Cap +9mm (14) (-90)	Face 1	X-Position: 13.3	Y-Position: 80.0	Scale: 100	Depth: 2.1
Lamello / Cabineo / Cap +9mm (14) (-90)	Face 1	X-Position: 80.0	Y-Position: 13.3	Scale: 100	Depth: 2.1
Lamello / Cabineo / Cap +9mm (14) (-90)	Face 1	X-Position: 232.0	Y-Position: 13.3	Scale: 100	Depth: 2.1
Lamello / Cabineo / Cap +9mm (14) (-90)	Face 1	X-Position: 384.0	Y-Position: 13.3	Scale: 100	Depth: 2.1
Lamello / Cabineo / Cap +9mm (14) (-90)	Face 1	X-Position: 80.0	Y-Position: 670.7	Scale: 100	Depth: 2.1
Lamello / Cabineo / Cap +9mm (14) (-90)	Face 1	X-Position: 232.0	Y-Position: 670.7	Scale: 100	Depth: 2.1
Lamello / Cabineo / Cap +9mm (14) (-90)	Face 1	X-Position: 384.0	Y-Position: 670.7	Scale: 100	Depth: 2.1
Lamello / Cabineo / Milling A (14) (90)	Face 1	X-Position: 449.2	Y-Position: 604.0	Scale: 100	Depth: 13.0
Lamello / Cabineo / Milling A (14) (90)	Face 1	X-Position: 449.2	Y-Position: 429.3	Scale: 100	Depth: 13.0
Lamello / Cabineo / Milling A (14) (90)	Face 1	X-Position: 449.2	Y-Position: 254.7	Scale: 100	Depth: 13.0
Lamello / Cabineo / Milling A (14) (90)	Face 1	X-Position: 449.2	Y-Position: 80.0	Scale: 100	Depth: 13.0
Lamello / Cabineo / Milling A (14) (90)	Face 1	X-Position: 14.8	Y-Position: 604.0	Scale: 100	Depth: 13.0
Lamello / Cabineo / Milling A (14) (90)	Face 1	X-Position: 14.8	Y-Position: 429.3	Scale: 100	Depth: 13.0
Lamello / Cabineo / Milling A (14) (90)	Face 1	X-Position: 14.8	Y-Position: 254.7	Scale: 100	Depth: 13.0
Lamello / Cabineo / Milling A (14) (90)	Face 1	X-Position: 14.8	Y-Position: 80.0	Scale: 100	Depth: 13.0
Lamello / Cabineo / Milling A (14) (90)	Face 1	X-Position: 80.0	Y-Position: 14.8	Scale: 100	Depth: 13.0
Lamello / Cabineo / Milling A (14) (90)	Face 1	X-Position: 232.0	Y-Position: 14.8	Scale: 100	Depth: 13.0
Lamello / Cabineo / Milling A (14) (90)	Face 1	X-Position: 384.0	Y-Position: 14.8	Scale: 100	Depth: 13.0
Lamello / Cabineo / Milling A (14) (90)	Face 1	X-Position: 80.0	Y-Position: 669.2	Scale: 100	Depth: 13.0
Lamello / Cabineo / Milling A (14) (90)	Face 1	X-Position: 232.0	Y-Position: 669.2	Scale: 100	Depth: 13.0
Lamello / Cabineo / Milling A (14) (90)	Face 1	X-Position: 384.0	Y-Position: 669.2	Scale: 100	Depth: 13.0

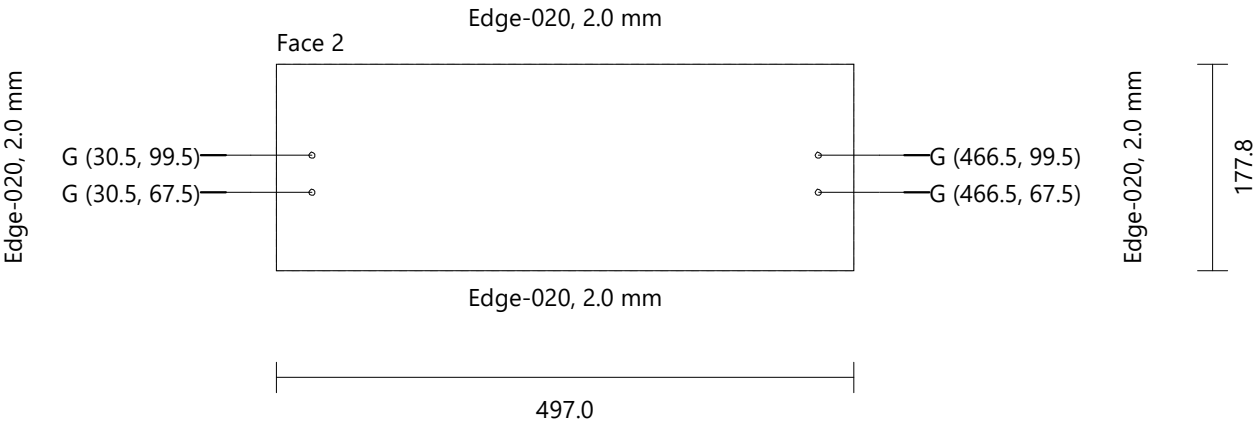
Face 2




500mm base 4 Drawer Equal[2]
Drawer 450 [1] Sealwise WCB 18mm Height: 177.8 Width: 497.0 Thickness: 18.0 Quantity: 6
Drilling G (4) Diameter: 5.0 Depth: 3.0



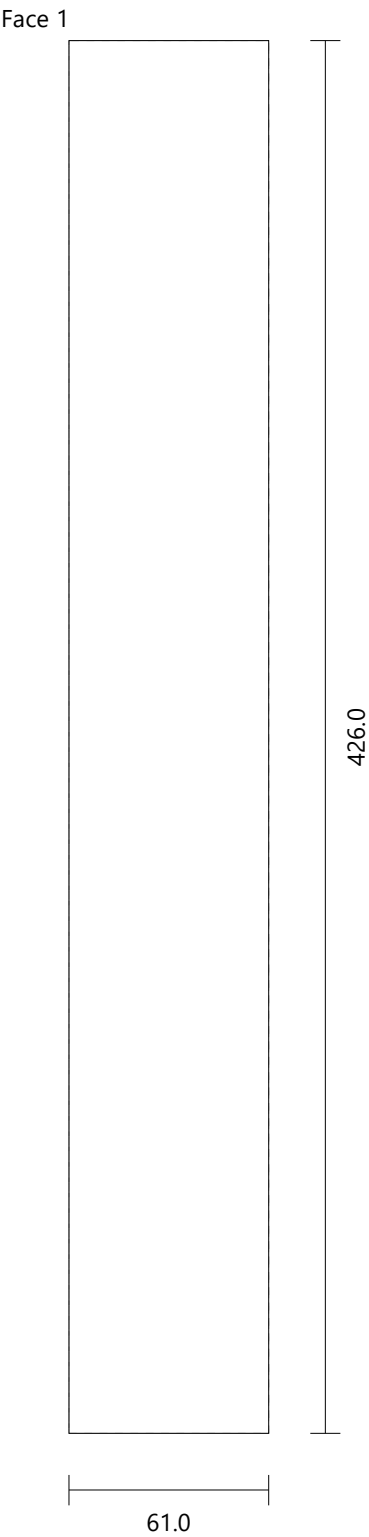
500mm base 4 Drawer Equal[2]
Drawer 450 [1]_4 Sealwise WCB 18mm Height: 177.8 Width: 497.0 Thickness: 18.0 Quantity: 2
Drilling G (4) Diameter: 5.0 Depth: 3.0



500mm base 4 Drawer Equal[2]						
Bottom Drawer 450 [1]		Sealwise WCB 18mm	Height: 440.0	Width: 429.0	Thickness: 18.0	Quantity: 8
Drilling	H (4)	Diameter: 5.0	Depth: 8.0			
Groove Vertical	Face 2	X-Position: 409.8	Y-Position: 0.0	Width: 38.5	Length: 550.0	Depth: 8.0
Groove Vertical	Face 2	X-Position: 19.3	Y-Position: 0.0	Width: 38.5	Length: 550.0	Depth: 8.0




500mm base 4 Drawer Equal[2]
Back Drawer 450 [1] Generic 0180 Height: 426.0 Width: 61.0 Thickness: 18.0 Quantity: 8



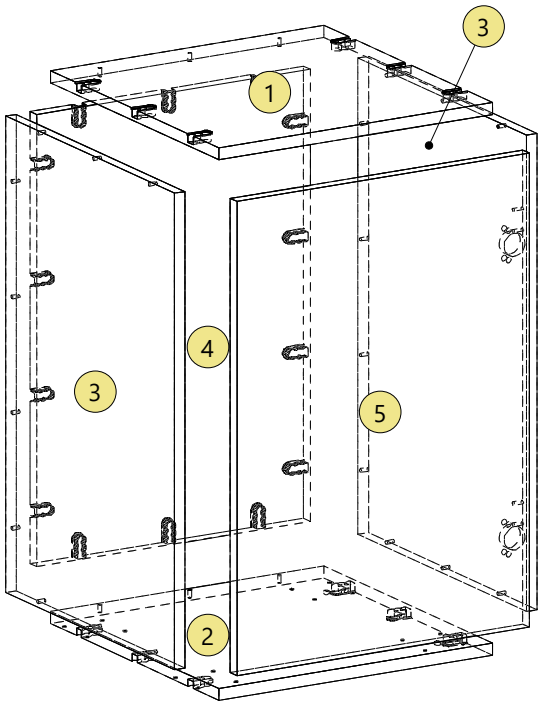
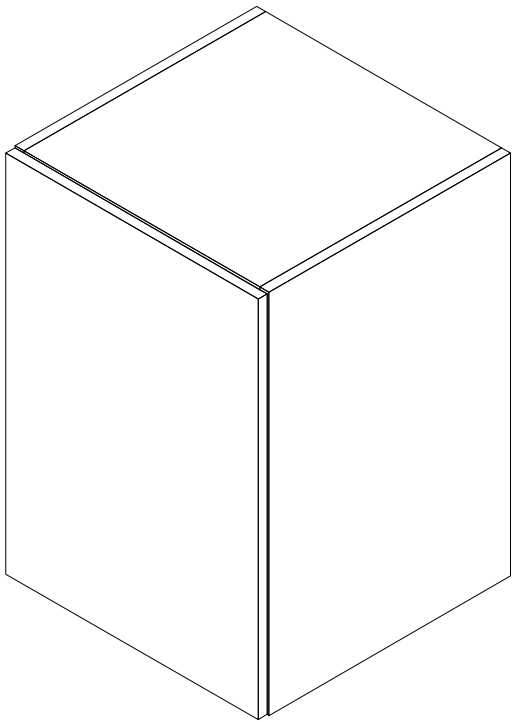

500mm base cupboard[3]

Height	720.0 mm
Width	500.0 mm
Depth	495.0 mm

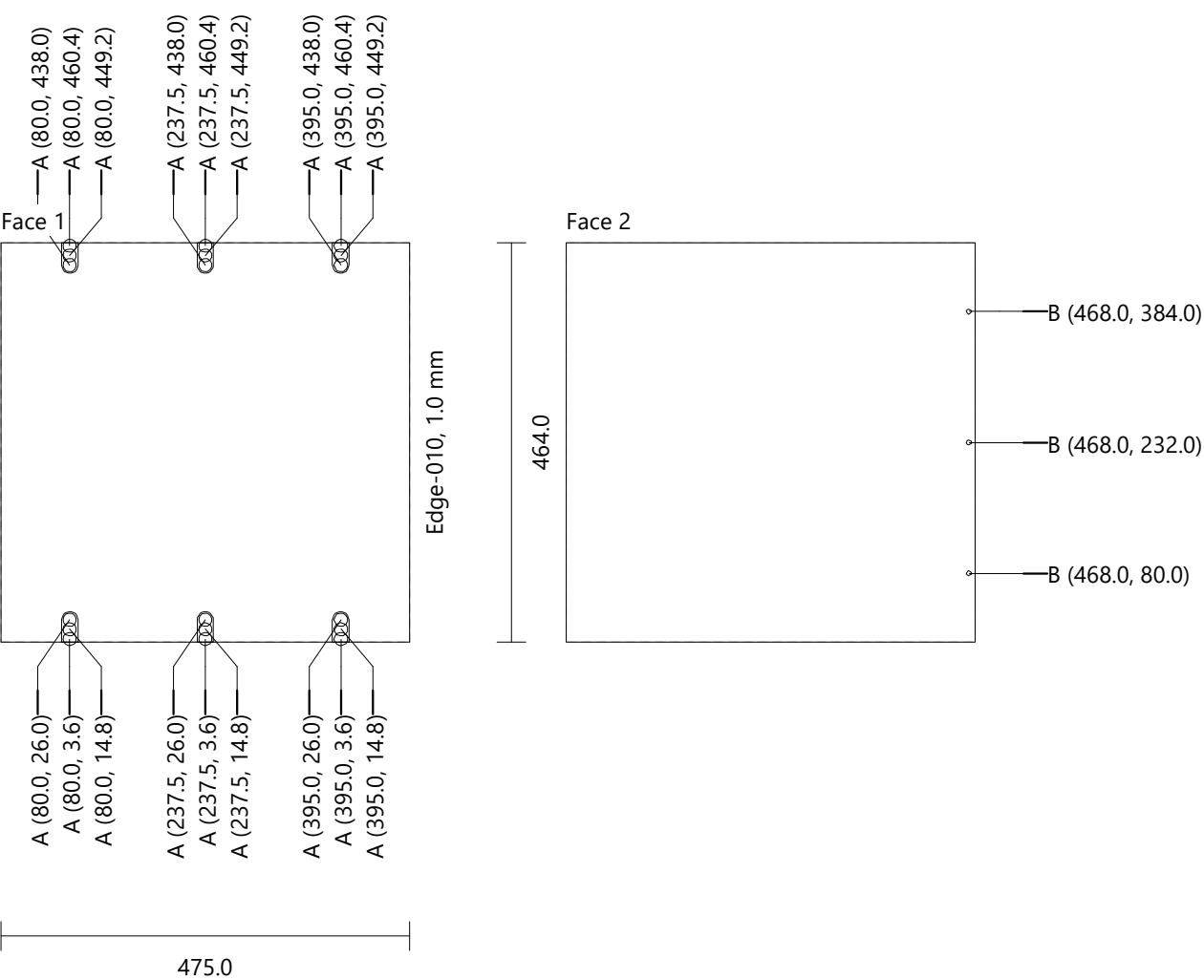
FRONT VIEW



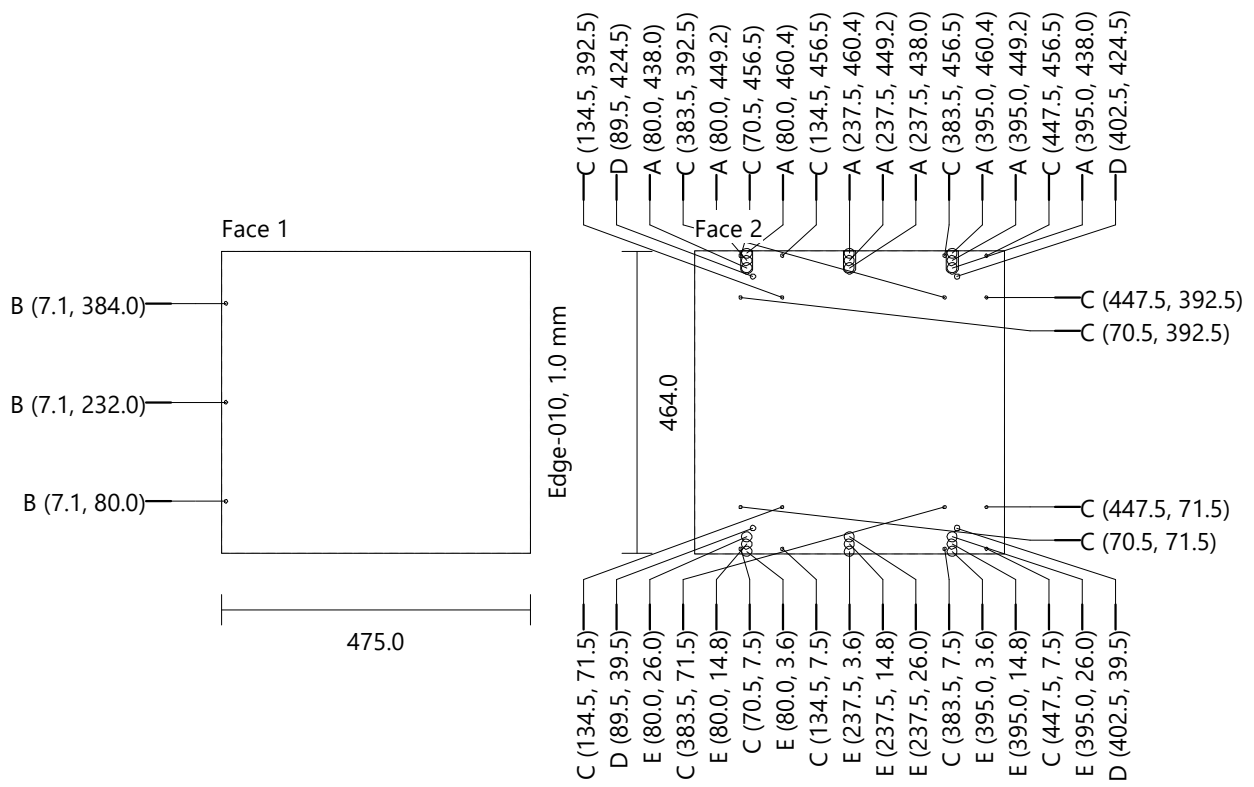
LEFT VIEW



500mm base cupboard[3]								
Top				Sealwise WCB 18mm	Height: 464.0	Width: 475.0	Thickness: 18.0	Quantity: 4
Drilling	A (18)	Diameter: 15.0	Depth: 13.0					
	B (3)	Diameter: 5.0	Depth: 12.0					
Lamello / Cabineo / Cap +9mm (6) (-90)				Face 1	X-Position: 80.0	Y-Position: 13.3	Scale: 100	Depth: 2.1
Lamello / Cabineo / Cap +9mm (6) (-90)				Face 1	X-Position: 237.5	Y-Position: 13.3	Scale: 100	Depth: 2.1
Lamello / Cabineo / Cap +9mm (6) (-90)				Face 1	X-Position: 395.0	Y-Position: 13.3	Scale: 100	Depth: 2.1
Lamello / Cabineo / Cap +9mm (6) (-90)				Face 1	X-Position: 80.0	Y-Position: 450.7	Scale: 100	Depth: 2.1
Lamello / Cabineo / Cap +9mm (6) (-90)				Face 1	X-Position: 237.5	Y-Position: 450.7	Scale: 100	Depth: 2.1
Lamello / Cabineo / Cap +9mm (6) (-90)				Face 1	X-Position: 395.0	Y-Position: 450.7	Scale: 100	Depth: 2.1



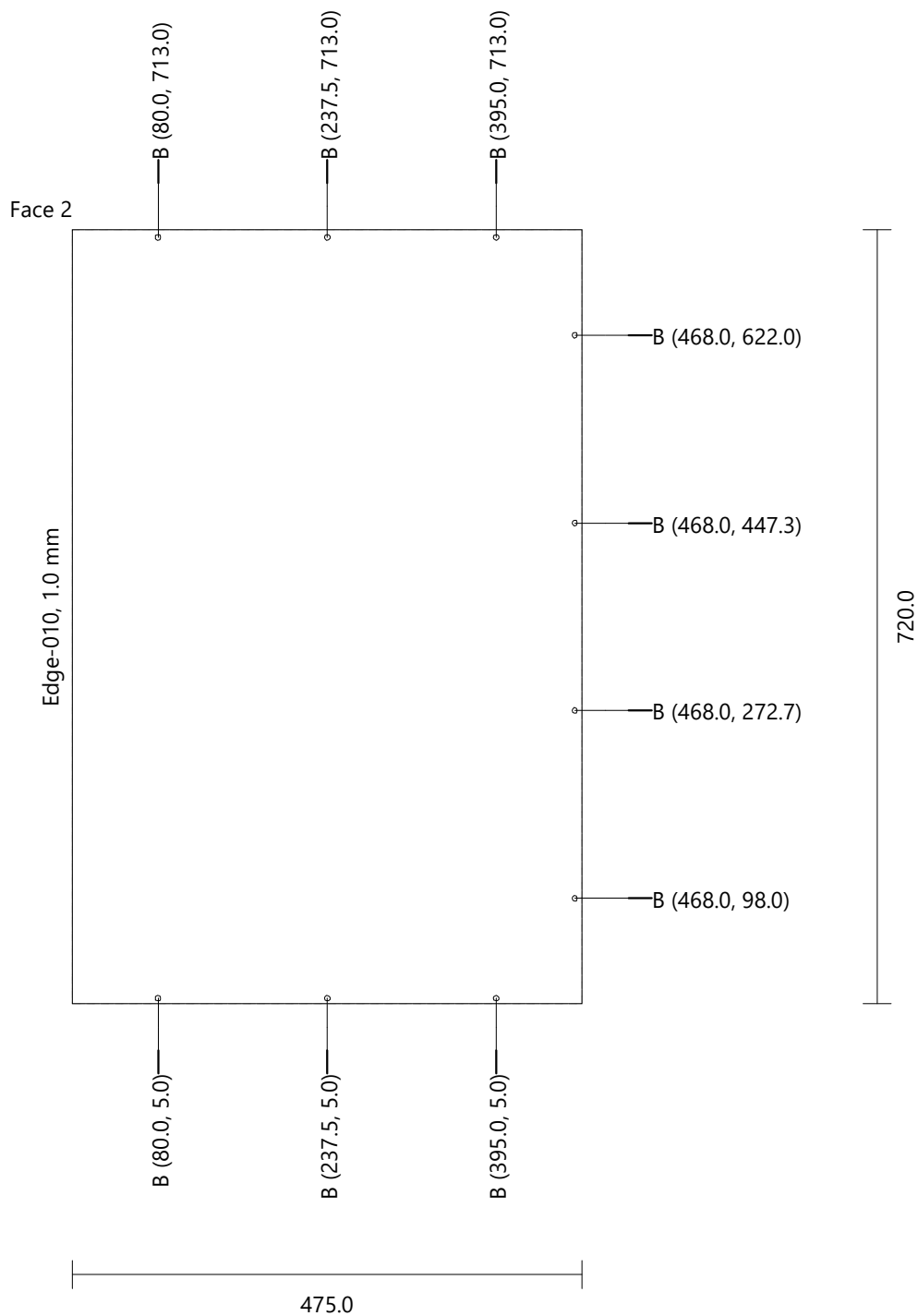
500mm base cupboard[3]							
Bottom		Sealwise WCB 18mm	Height: 464.0	Width: 475.0	Thickness: 18.0	Quantity: 4	
Drilling	A (9)	Diameter: 15.0	Depth: 13.0				
	B (3)	Diameter: 5.0	Depth: 12.0				
	C (16)	Diameter: 5.0	Depth: 1.0				
	D (4)	Diameter: 8.0	Depth: 4.0				
	E (9)	Diameter: 15.0	Depth: 11.0				
Lamello / Cabineo / Cap +9mm (3) (-90)		Face 1	X-Position: 395.0	Y-Position: 450.7	Scale: 100	Depth: 2.1	
Lamello / Cabineo / Cap +9mm (3) (-90)		Face 1	X-Position: 237.5	Y-Position: 450.7	Scale: 100	Depth: 2.1	
Lamello / Cabineo / Cap +9mm (3) (-90)		Face 1	X-Position: 80.0	Y-Position: 450.7	Scale: 100	Depth: 2.1	



500mm base cupboard[3]

Left Side Sealwise WCB 18mm Height: 720.0 Width: 475.0 Thickness: 18.0 Quantity: 4

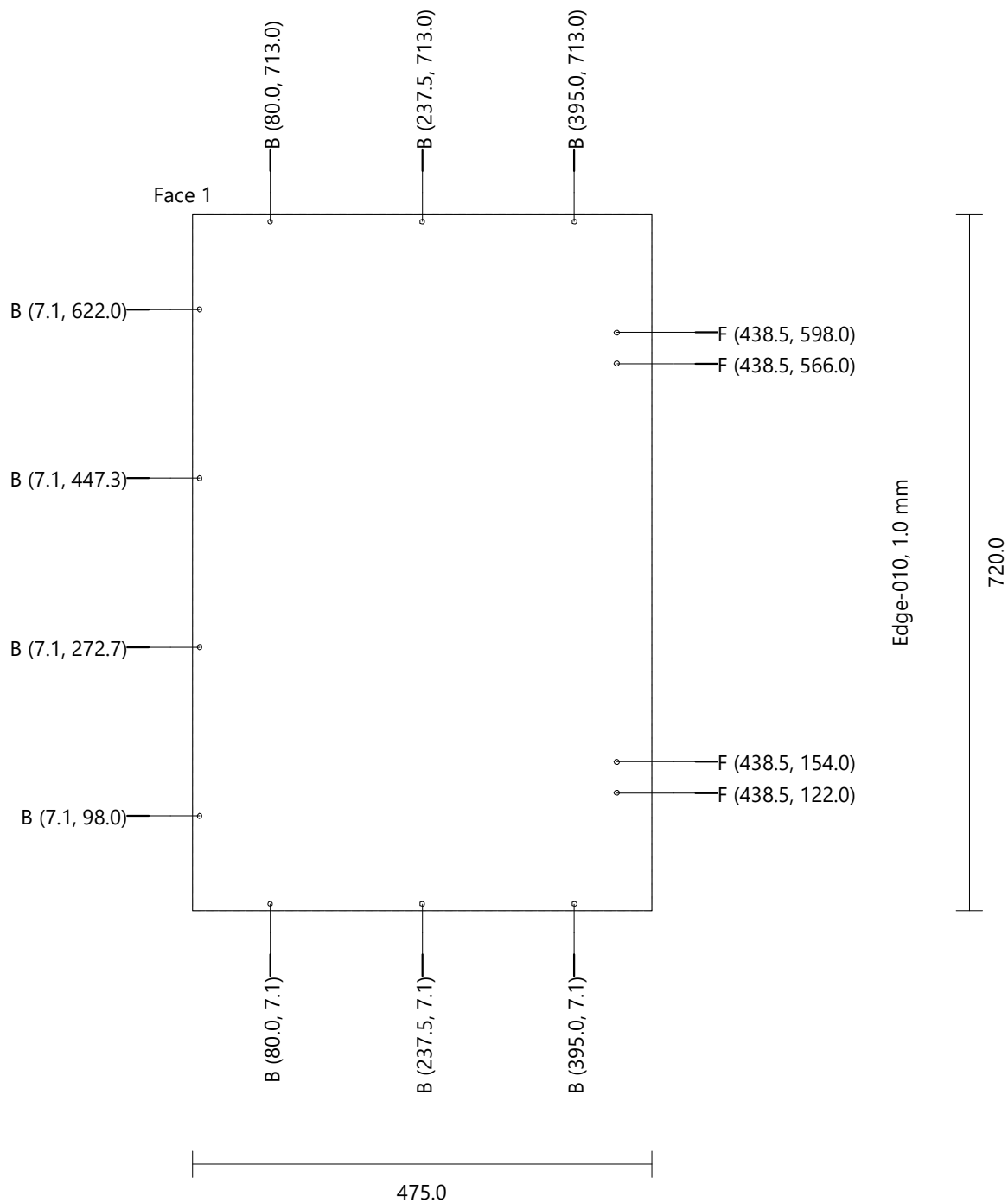
Drilling B (10) Diameter: 5.0 Depth: 12.0



500mm base cupboard[3]

Right Side Sealwise WCB 18mm Height: 720.0 Width: 475.0 Thickness: 18.0 Quantity: 4

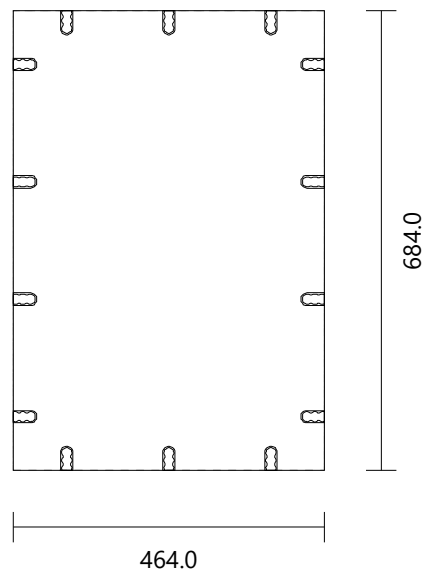
Drilling B (10) Diameter: 5.0 Depth: 12.0
 F (4) Diameter: 5.0 Depth: 15.0



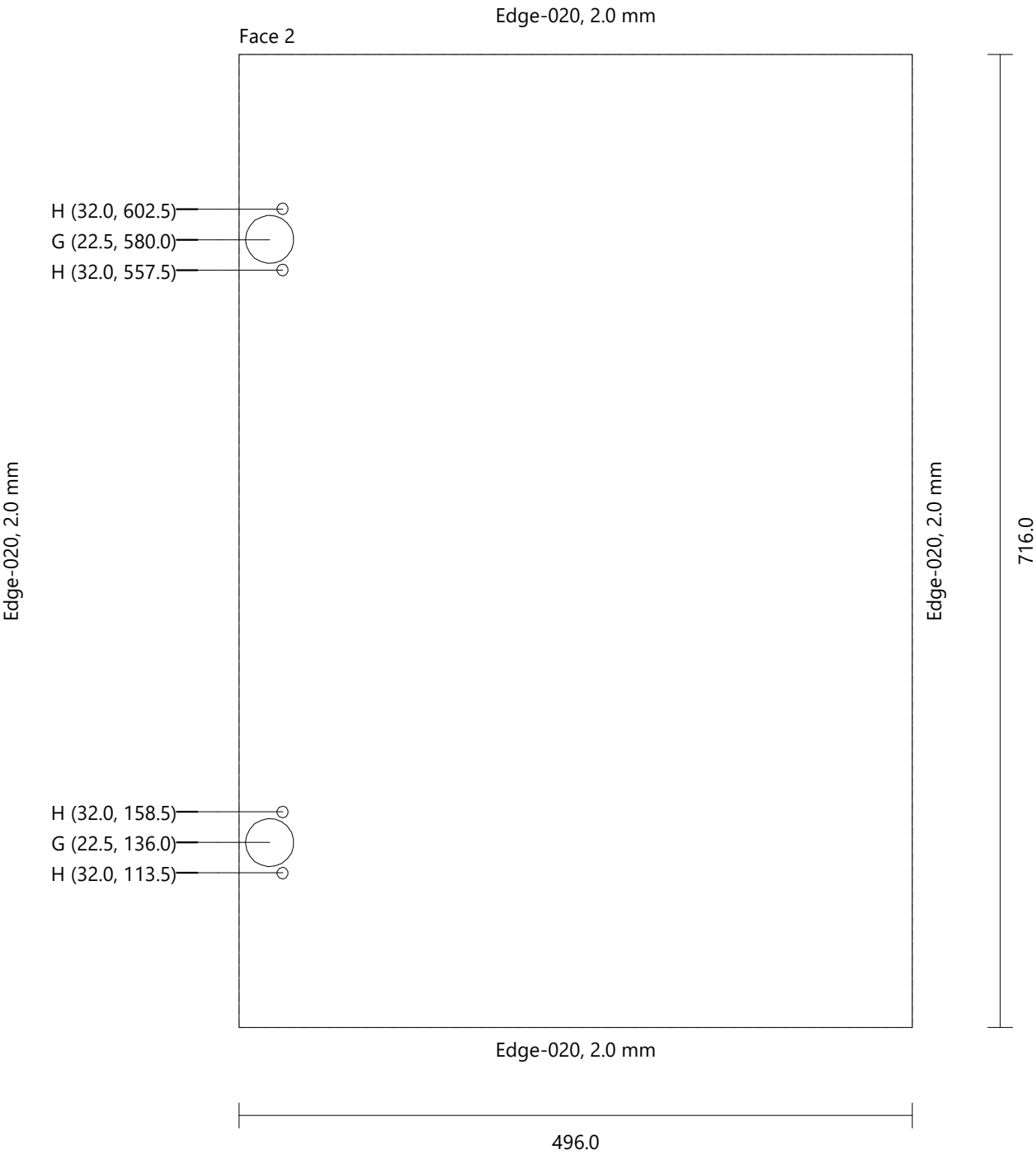
500mm base cupboard[3]

Back	Sealwise WCB 18mm	Height: 684.0	Width: 464.0	Thickness: 18.0	Quantity: 4
Lamello / Cabineo / Cap +9mm (14) (-90)	Face 1	X-Position: 450.7	Y-Position: 604.0	Scale: 100	Depth: 2.1
Lamello / Cabineo / Cap +9mm (14) (-90)	Face 1	X-Position: 450.7	Y-Position: 429.3	Scale: 100	Depth: 2.1
Lamello / Cabineo / Cap +9mm (14) (-90)	Face 1	X-Position: 450.7	Y-Position: 254.7	Scale: 100	Depth: 2.1
Lamello / Cabineo / Cap +9mm (14) (-90)	Face 1	X-Position: 450.7	Y-Position: 80.0	Scale: 100	Depth: 2.1
Lamello / Cabineo / Cap +9mm (14) (-90)	Face 1	X-Position: 13.3	Y-Position: 604.0	Scale: 100	Depth: 2.1
Lamello / Cabineo / Cap +9mm (14) (-90)	Face 1	X-Position: 13.3	Y-Position: 429.3	Scale: 100	Depth: 2.1
Lamello / Cabineo / Cap +9mm (14) (-90)	Face 1	X-Position: 13.3	Y-Position: 254.7	Scale: 100	Depth: 2.1
Lamello / Cabineo / Cap +9mm (14) (-90)	Face 1	X-Position: 13.3	Y-Position: 80.0	Scale: 100	Depth: 2.1
Lamello / Cabineo / Cap +9mm (14) (-90)	Face 1	X-Position: 80.0	Y-Position: 13.3	Scale: 100	Depth: 2.1
Lamello / Cabineo / Cap +9mm (14) (-90)	Face 1	X-Position: 232.0	Y-Position: 13.3	Scale: 100	Depth: 2.1
Lamello / Cabineo / Cap +9mm (14) (-90)	Face 1	X-Position: 384.0	Y-Position: 13.3	Scale: 100	Depth: 2.1
Lamello / Cabineo / Cap +9mm (14) (-90)	Face 1	X-Position: 80.0	Y-Position: 670.7	Scale: 100	Depth: 2.1
Lamello / Cabineo / Cap +9mm (14) (-90)	Face 1	X-Position: 232.0	Y-Position: 670.7	Scale: 100	Depth: 2.1
Lamello / Cabineo / Cap +9mm (14) (-90)	Face 1	X-Position: 384.0	Y-Position: 670.7	Scale: 100	Depth: 2.1
Lamello / Cabineo / Milling A (14) (90)	Face 1	X-Position: 449.2	Y-Position: 604.0	Scale: 100	Depth: 13.0
Lamello / Cabineo / Milling A (14) (90)	Face 1	X-Position: 449.2	Y-Position: 429.3	Scale: 100	Depth: 13.0
Lamello / Cabineo / Milling A (14) (90)	Face 1	X-Position: 449.2	Y-Position: 254.7	Scale: 100	Depth: 13.0
Lamello / Cabineo / Milling A (14) (90)	Face 1	X-Position: 449.2	Y-Position: 80.0	Scale: 100	Depth: 13.0
Lamello / Cabineo / Milling A (14) (90)	Face 1	X-Position: 14.8	Y-Position: 604.0	Scale: 100	Depth: 13.0
Lamello / Cabineo / Milling A (14) (90)	Face 1	X-Position: 14.8	Y-Position: 429.3	Scale: 100	Depth: 13.0
Lamello / Cabineo / Milling A (14) (90)	Face 1	X-Position: 14.8	Y-Position: 254.7	Scale: 100	Depth: 13.0
Lamello / Cabineo / Milling A (14) (90)	Face 1	X-Position: 14.8	Y-Position: 80.0	Scale: 100	Depth: 13.0
Lamello / Cabineo / Milling A (14) (90)	Face 1	X-Position: 80.0	Y-Position: 14.8	Scale: 100	Depth: 13.0
Lamello / Cabineo / Milling A (14) (90)	Face 1	X-Position: 232.0	Y-Position: 14.8	Scale: 100	Depth: 13.0
Lamello / Cabineo / Milling A (14) (90)	Face 1	X-Position: 384.0	Y-Position: 14.8	Scale: 100	Depth: 13.0
Lamello / Cabineo / Milling A (14) (90)	Face 1	X-Position: 80.0	Y-Position: 669.2	Scale: 100	Depth: 13.0
Lamello / Cabineo / Milling A (14) (90)	Face 1	X-Position: 232.0	Y-Position: 669.2	Scale: 100	Depth: 13.0
Lamello / Cabineo / Milling A (14) (90)	Face 1	X-Position: 384.0	Y-Position: 669.2	Scale: 100	Depth: 13.0

Face 2



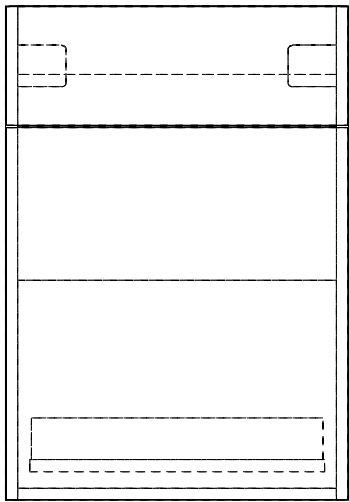
500mm base cupboard[3]					
Door Std (Single) [1]		Sealwise WCB 18mm	Height: 716.0	Width: 496.0	Thickness: 18.0 Quantity: 4
Drilling	G (2)	Diameter: 35.0	Depth: 14.0		
	H (4)	Diameter: 8.0	Depth: 13.0		



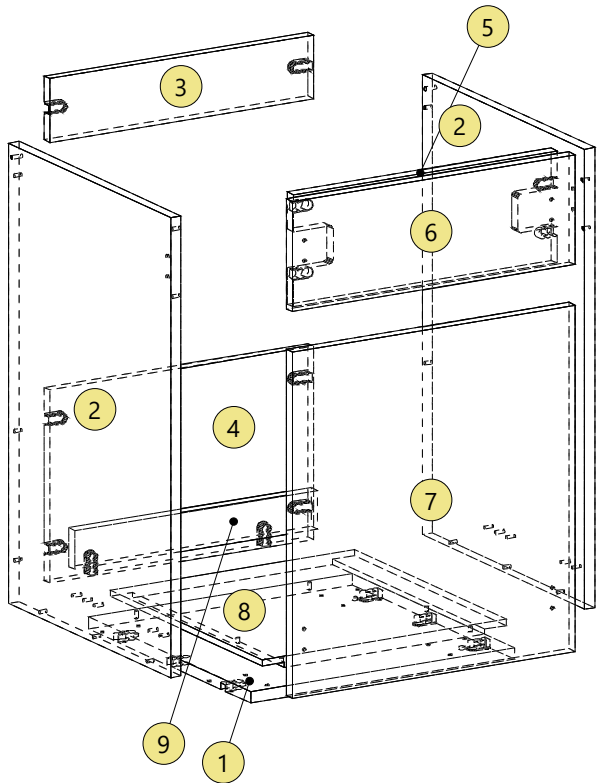
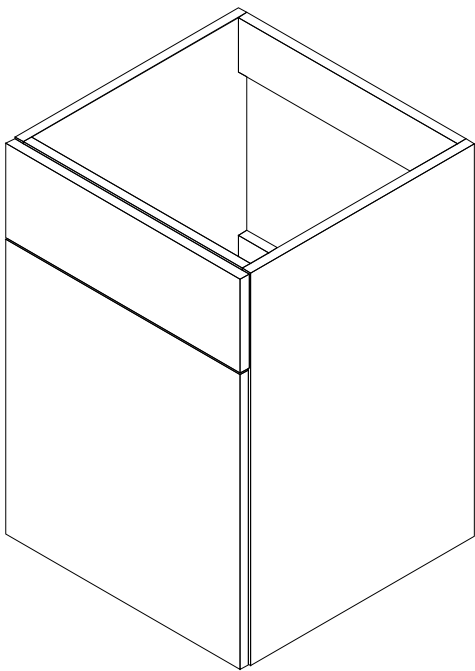
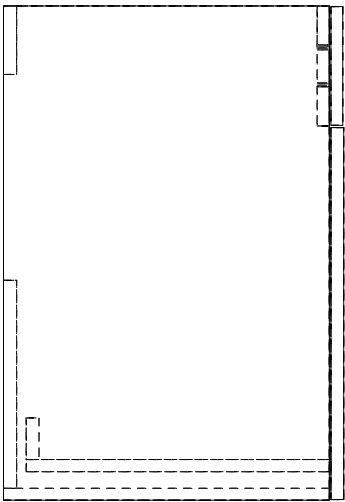
500mm Kick Bin[1]

Height 720.0 mm
Width 500.0 mm
Depth 495.0 mm

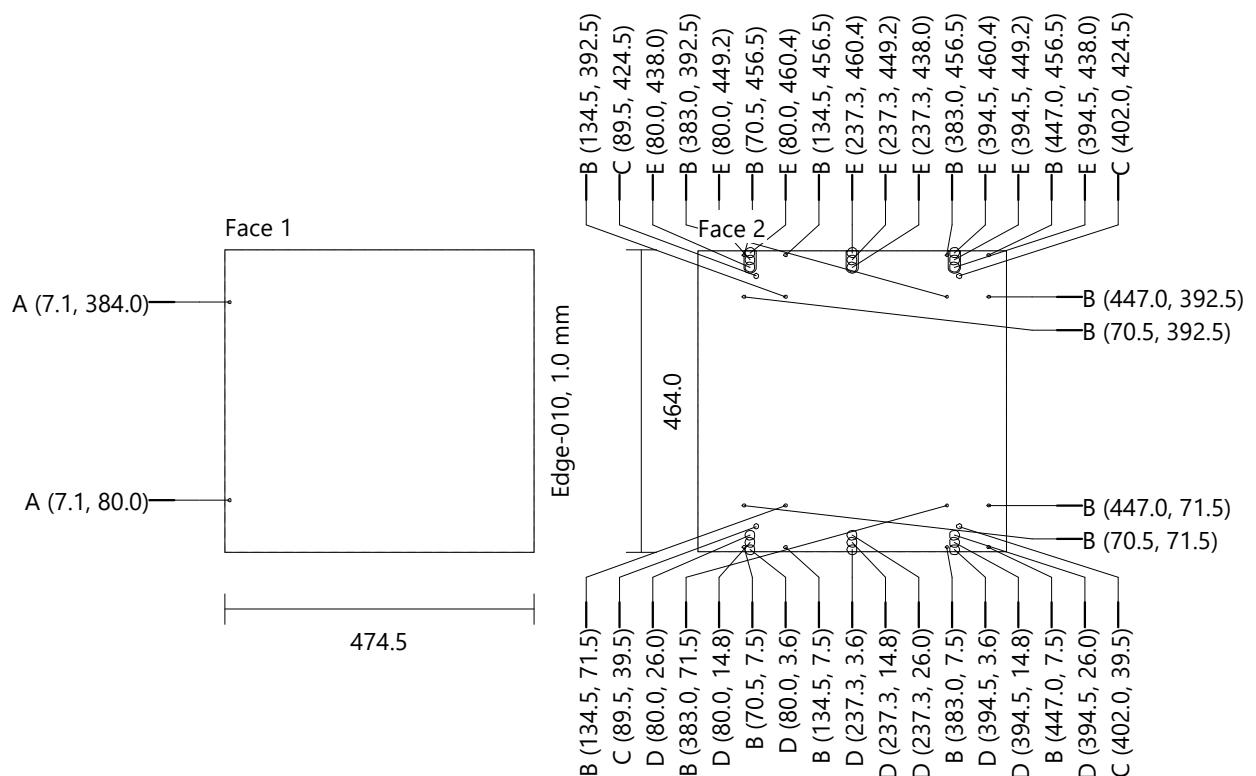
FRONT VIEW



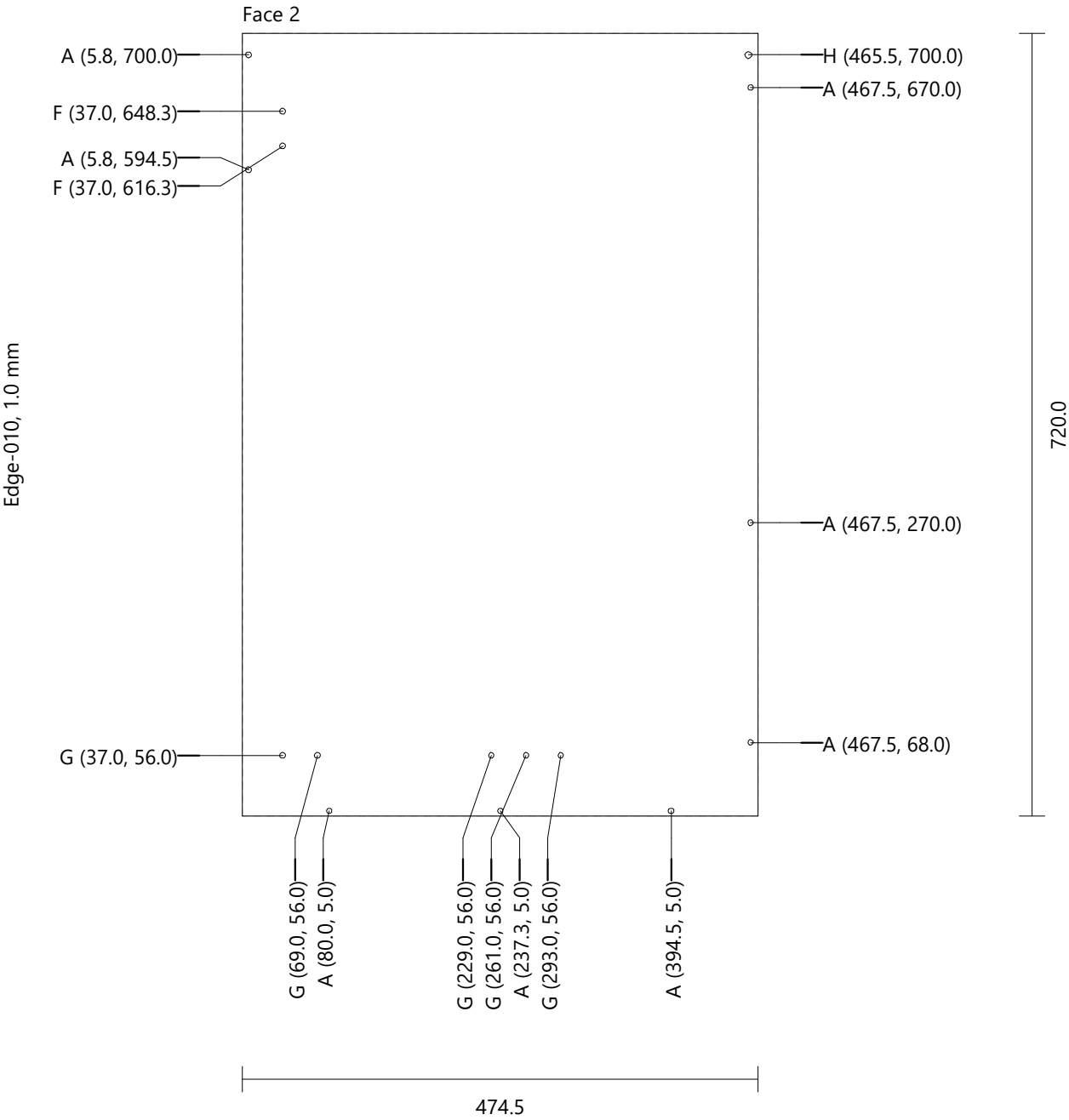
LEFT VIEW



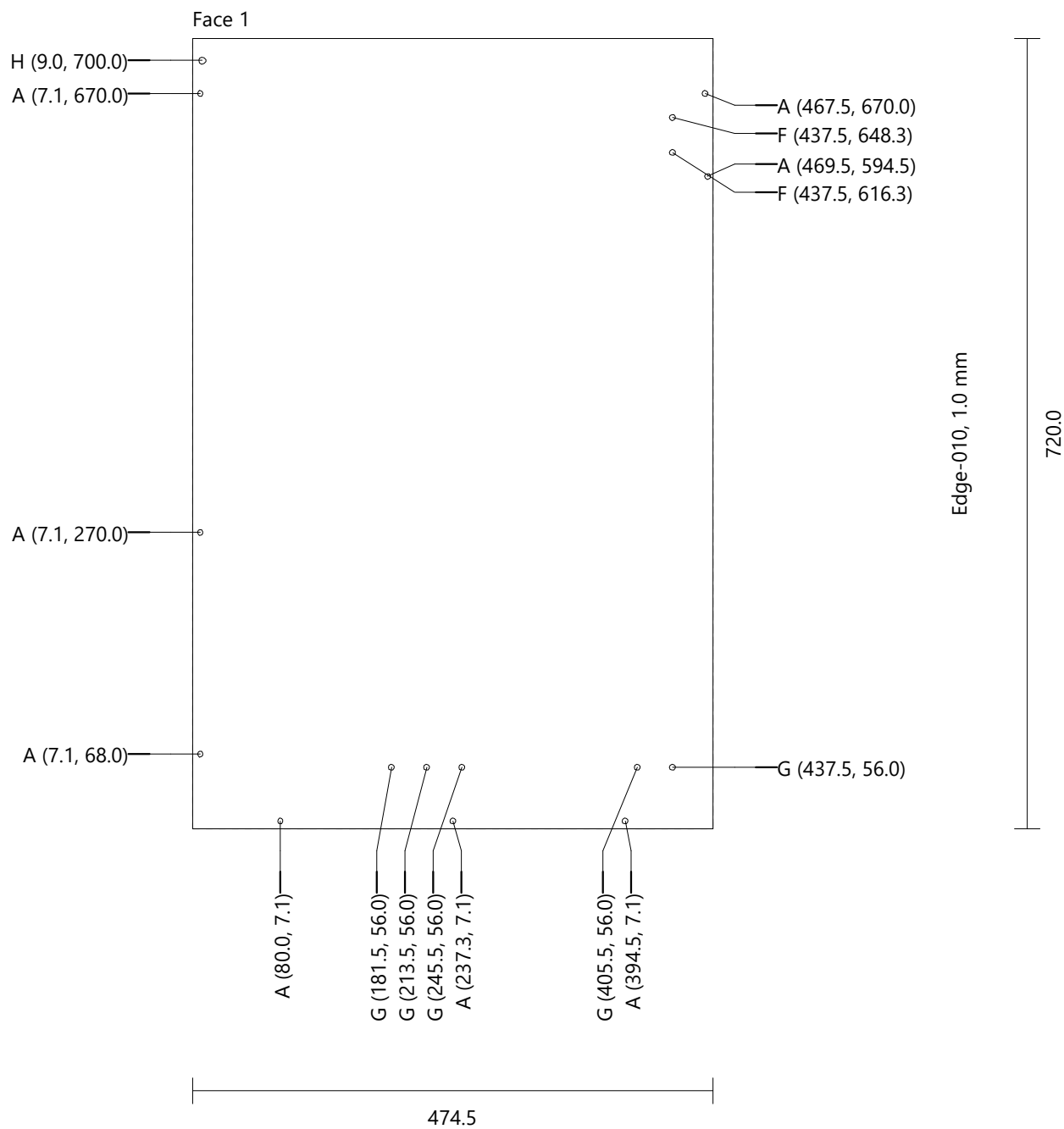
500mm Kick Bin[1]							
Bottom		Generic 0180	Height: 464.0	Width: 474.5	Thickness: 18.0	Quantity: 2	
Drilling	A (2)	Diameter: 5.0	Depth: 12.0				
	B (16)	Diameter: 5.0	Depth: 1.0				
	C (4)	Diameter: 8.0	Depth: 4.0				
	D (9)	Diameter: 15.0	Depth: 11.0				
	E (9)	Diameter: 15.0	Depth: 13.0				
Lamello / Cabineo / Cap +9mm (3) (-90)			Face 1	X-Position: 394.5	Y-Position: 450.7	Scale: 100	Depth: 2.1
Lamello / Cabineo / Cap +9mm (3) (-90)			Face 1	X-Position: 237.3	Y-Position: 450.7	Scale: 100	Depth: 2.1
Lamello / Cabineo / Cap +9mm (3) (-90)			Face 1	X-Position: 80.0	Y-Position: 450.7	Scale: 100	Depth: 2.1



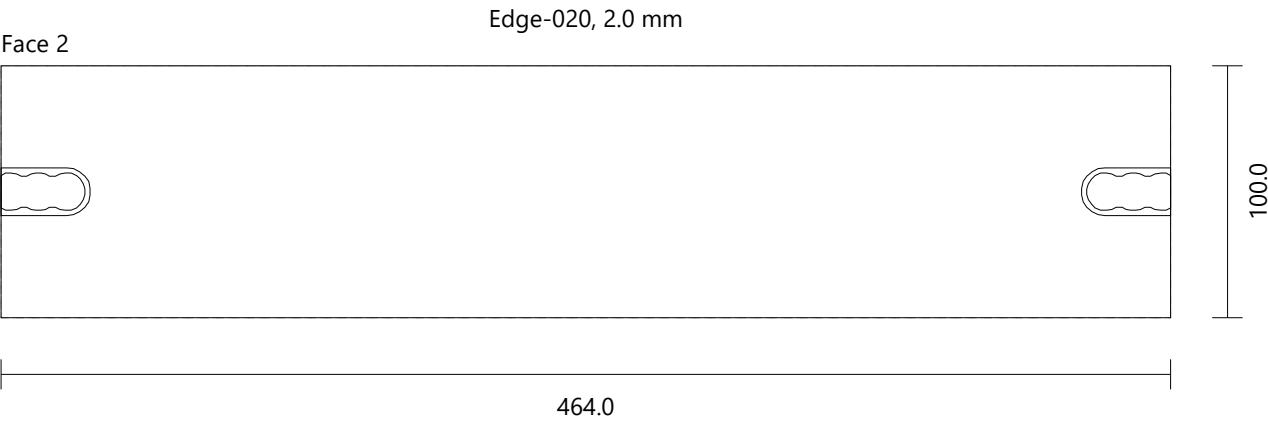
500mm Kick Bin[1]						
Left Side		Generic 0180	Height: 720.0	Width: 474.5	Thickness: 18.0	Quantity: 2
Drilling	A (8)	Diameter: 5.0	Depth: 12.0			
	F (2)	Diameter: 5.0	Depth: 3.0			
	G (5)	Diameter: 5.0	Depth: 15.0			
	H (1)	Diameter: 6.0	Depth: Through (0.0)			



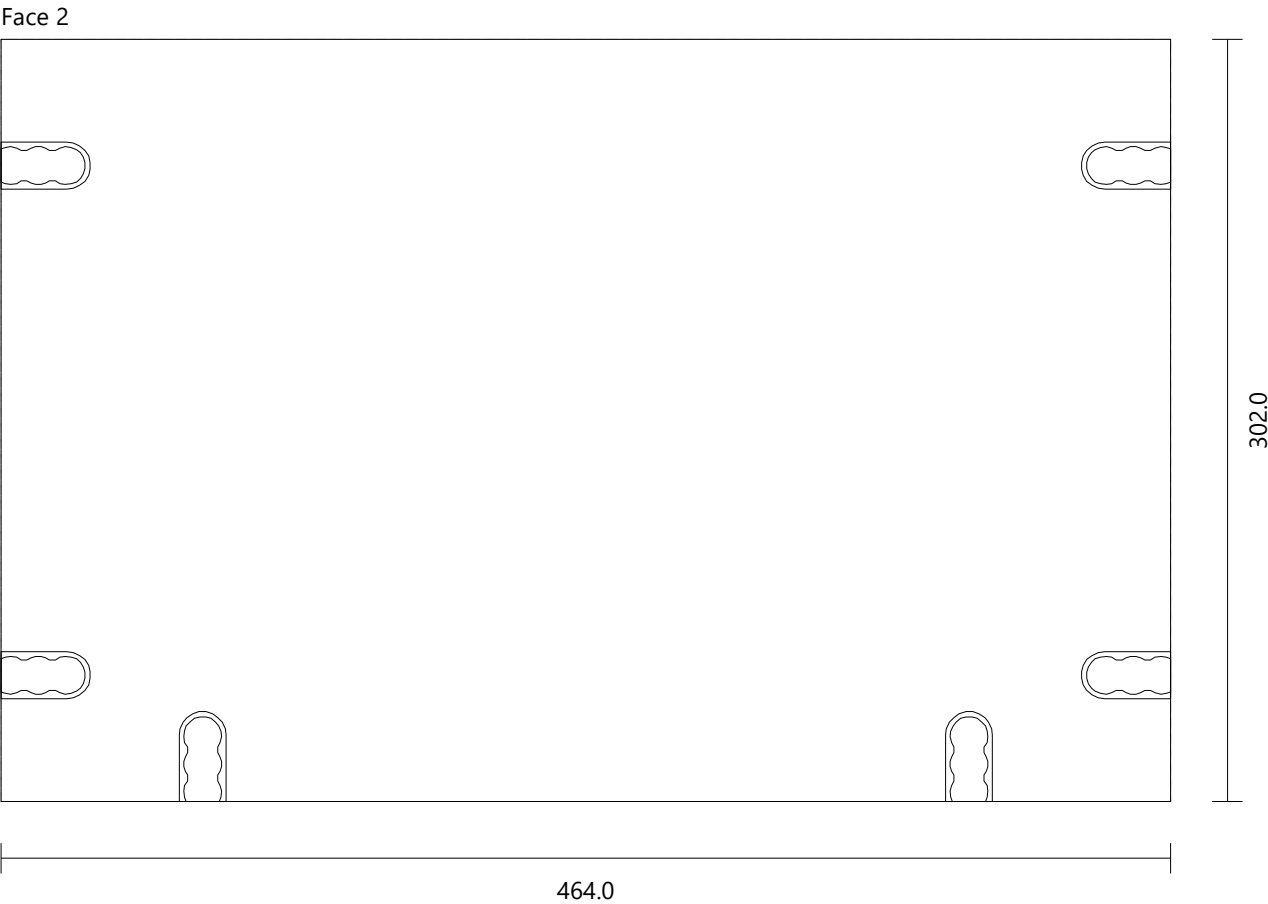
500mm Kick Bin[1]					
Right Side	Generic 0180	Height: 720.0	Width: 474.5	Thickness: 18.0	Quantity: 2
Drilling	A (8)	Diameter: 5.0	Depth: 12.0		
	F (2)	Diameter: 5.0	Depth: 3.0		
	G (5)	Diameter: 5.0	Depth: 15.0		
	H (1)	Diameter: 6.0	Depth: Through (0.0)		



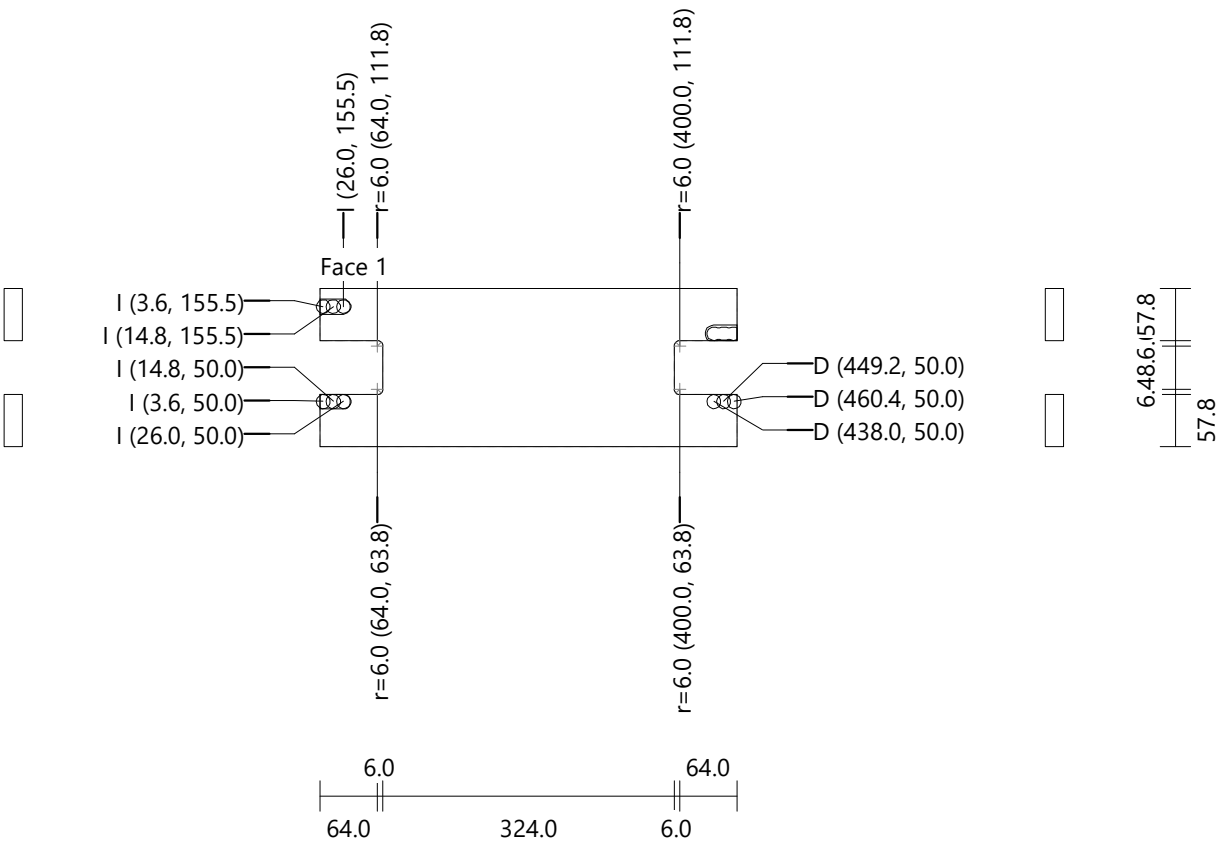
500mm Kick Bin[1]						
Back_1	Sealwise WCB 18mm	Height: 100.0	Width: 464.0	Thickness: 18.0	Quantity: 2	
Lamello / Cabineo / Cap +9mm (2) (-90)	Face 1	X-Position: 450.7	Y-Position: 50.0	Scale: 100	Depth: 2.1	
Lamello / Cabineo / Cap +9mm (2) (-90)	Face 1	X-Position: 13.3	Y-Position: 50.0	Scale: 100	Depth: 2.1	
Lamello / Cabineo / Milling A (2) (90)	Face 1	X-Position: 449.2	Y-Position: 50.0	Scale: 100	Depth: 13.0	
Lamello / Cabineo / Milling A (2) (90)	Face 1	X-Position: 14.8	Y-Position: 50.0	Scale: 100	Depth: 13.0	



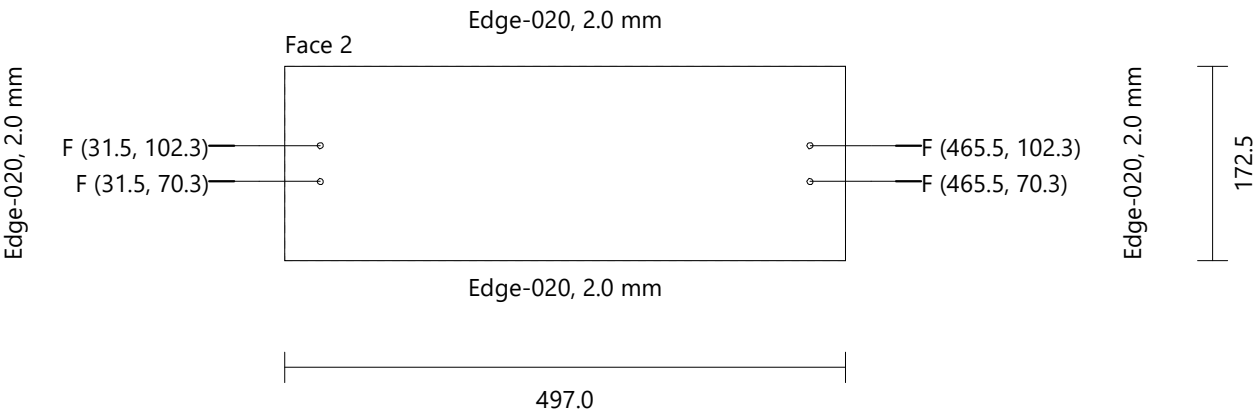
500mm Kick Bin[1]						
Back_2	Sealwise WCB 18mm	Height: 302.0	Width: 464.0	Thickness: 18.0	Quantity: 2	
Lamello / Cabineo / Cap +9mm (6) (-90)	Face 1	X-Position: 450.7	Y-Position: 252.0	Scale: 100	Depth: 2.1	
Lamello / Cabineo / Cap +9mm (6) (-90)	Face 1	X-Position: 450.7	Y-Position: 50.0	Scale: 100	Depth: 2.1	
Lamello / Cabineo / Cap +9mm (6) (-90)	Face 1	X-Position: 13.3	Y-Position: 50.0	Scale: 100	Depth: 2.1	
Lamello / Cabineo / Cap +9mm (6) (-90)	Face 1	X-Position: 13.3	Y-Position: 252.0	Scale: 100	Depth: 2.1	
Lamello / Cabineo / Cap +9mm (6) (-90)	Face 1	X-Position: 80.0	Y-Position: 13.3	Scale: 100	Depth: 2.1	
Lamello / Cabineo / Cap +9mm (6) (-90)	Face 1	X-Position: 384.0	Y-Position: 13.3	Scale: 100	Depth: 2.1	
Lamello / Cabineo / Milling A (6) (90)	Face 1	X-Position: 449.2	Y-Position: 252.0	Scale: 100	Depth: 13.0	
Lamello / Cabineo / Milling A (6) (90)	Face 1	X-Position: 449.2	Y-Position: 50.0	Scale: 100	Depth: 13.0	
Lamello / Cabineo / Milling A (6) (90)	Face 1	X-Position: 14.8	Y-Position: 50.0	Scale: 100	Depth: 13.0	
Lamello / Cabineo / Milling A (6) (90)	Face 1	X-Position: 14.8	Y-Position: 252.0	Scale: 100	Depth: 13.0	
Lamello / Cabineo / Milling A (6) (90)	Face 1	X-Position: 80.0	Y-Position: 14.8	Scale: 100	Depth: 13.0	
Lamello / Cabineo / Milling A (6) (90)	Face 1	X-Position: 384.0	Y-Position: 14.8	Scale: 100	Depth: 13.0	



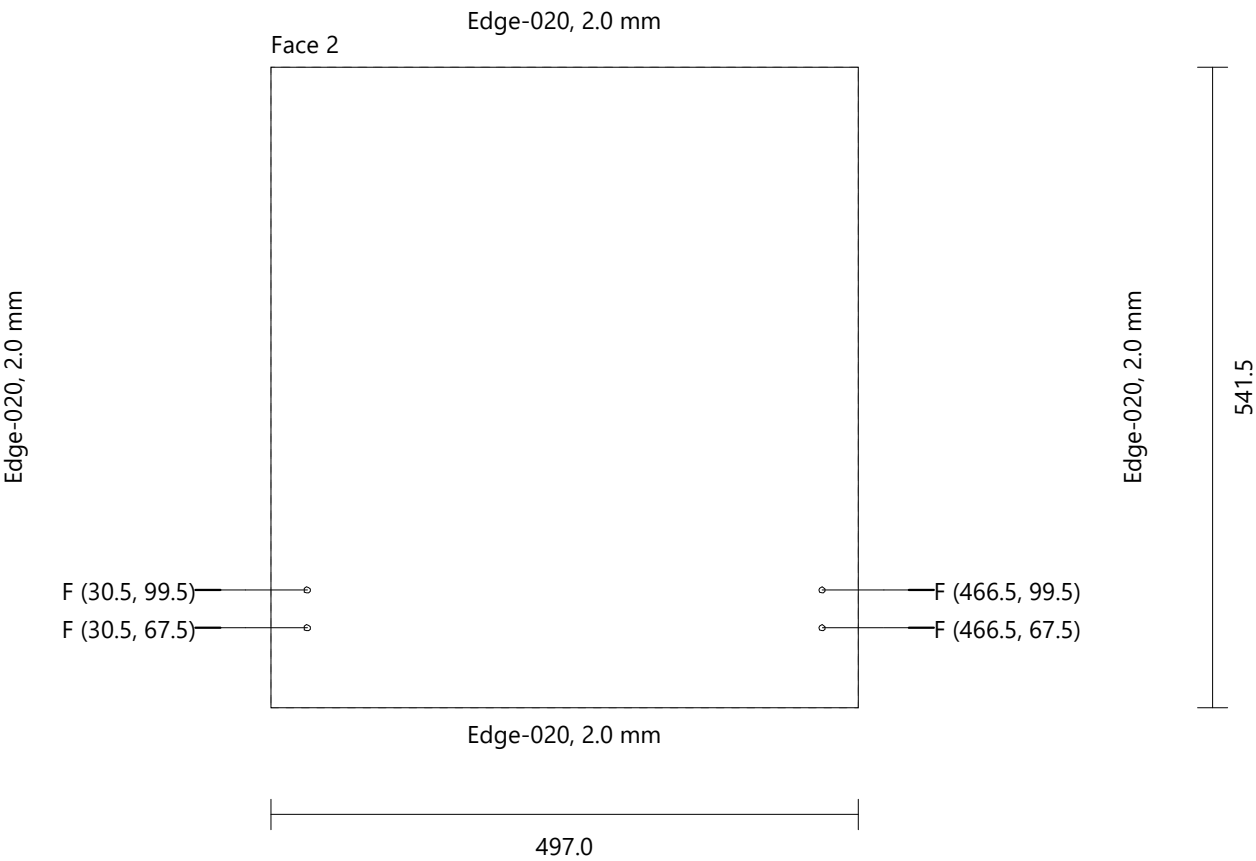
500mm Kick Bin[1]							
CrossBar [1]		Generic 0180	Height: 175.5	Width: 464.0	Thickness: 18.0	Quantity: 2	
Drilling	D (3)	Diameter: 15.0	Depth: 11.0				
	I (6)	Diameter: 15.0	Depth: 11.5				
Lamello / Cabineo / Cap +9mm (1) (-90)			Face 1	X-Position: 13.3	Y-Position: 50.0	Scale: 100	Depth: 2.1
Lamello / Cabineo / Flush +9mm B (2) (-90)			Face 1	X-Position: 451.3	Y-Position: 20.0	Scale: 100	Depth: 0.8
Lamello / Cabineo / Flush +9mm B (2) (-90)			Face 1	X-Position: 451.3	Y-Position: 125.5	Scale: 100	Depth: 0.8
Lamello / Cabineo / Milling A (1) (90)			Face 1	X-Position: 14.8	Y-Position: 50.0	Scale: 100	Depth: 13.0




500mm Kick Bin[1]
Drawer 270 [1] Sealwise WCB 18mm Height: 172.5 Width: 497.0 Thickness: 18.0 Quantity: 2
Drilling F (4) Diameter: 5.0 Depth: 3.0



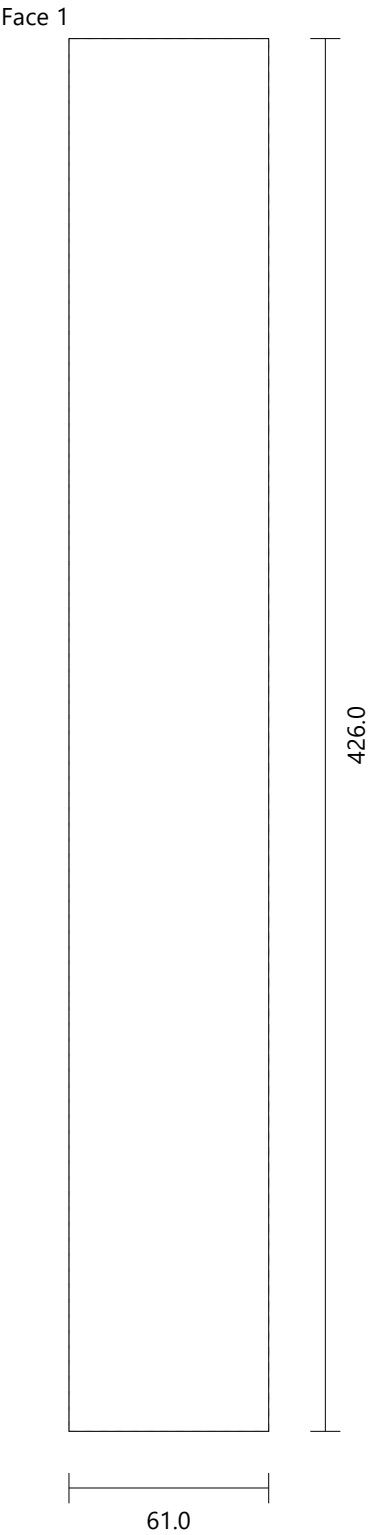
500mm Kick Bin[1]
Drawer 450 [1] Generic 0181 Height: 541.5 Width: 497.0 Thickness: 18.0 Quantity: 2
Drilling F (4) Diameter: 5.0 Depth: 3.0



500mm Kick Bin[1]							
Bottom Drawer 450 [1]		Generic 0180	Height: 444.0	Width: 429.0	Thickness: 18.0	Quantity: 2	
Drilling	J (4)	Diameter: 5.0	Depth: 8.0				
Groove Vertical	Face 2	X-Position: 409.8	Y-Position: 0.0	Width: 38.5	Length: 550.0	Depth: 8.0	
Groove Vertical	Face 2	X-Position: 19.3	Y-Position: 0.0	Width: 38.5	Length: 550.0	Depth: 8.0	




500mm Kick Bin[1]
Back Drawer 450 [1] Generic 0180 Height: 426.0 Width: 61.0 Thickness: 18.0 Quantity: 2



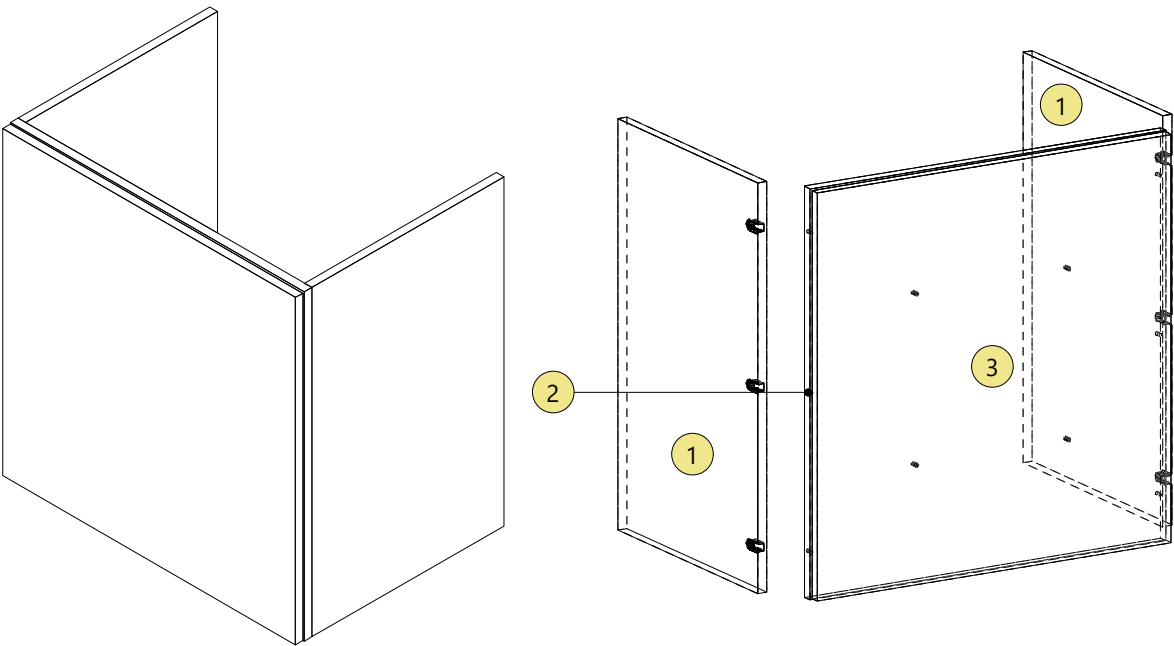

filler cabinet

Height 720.0 mm
Width 700.0 mm
Depth 495.0 mm


FRONT VIEW



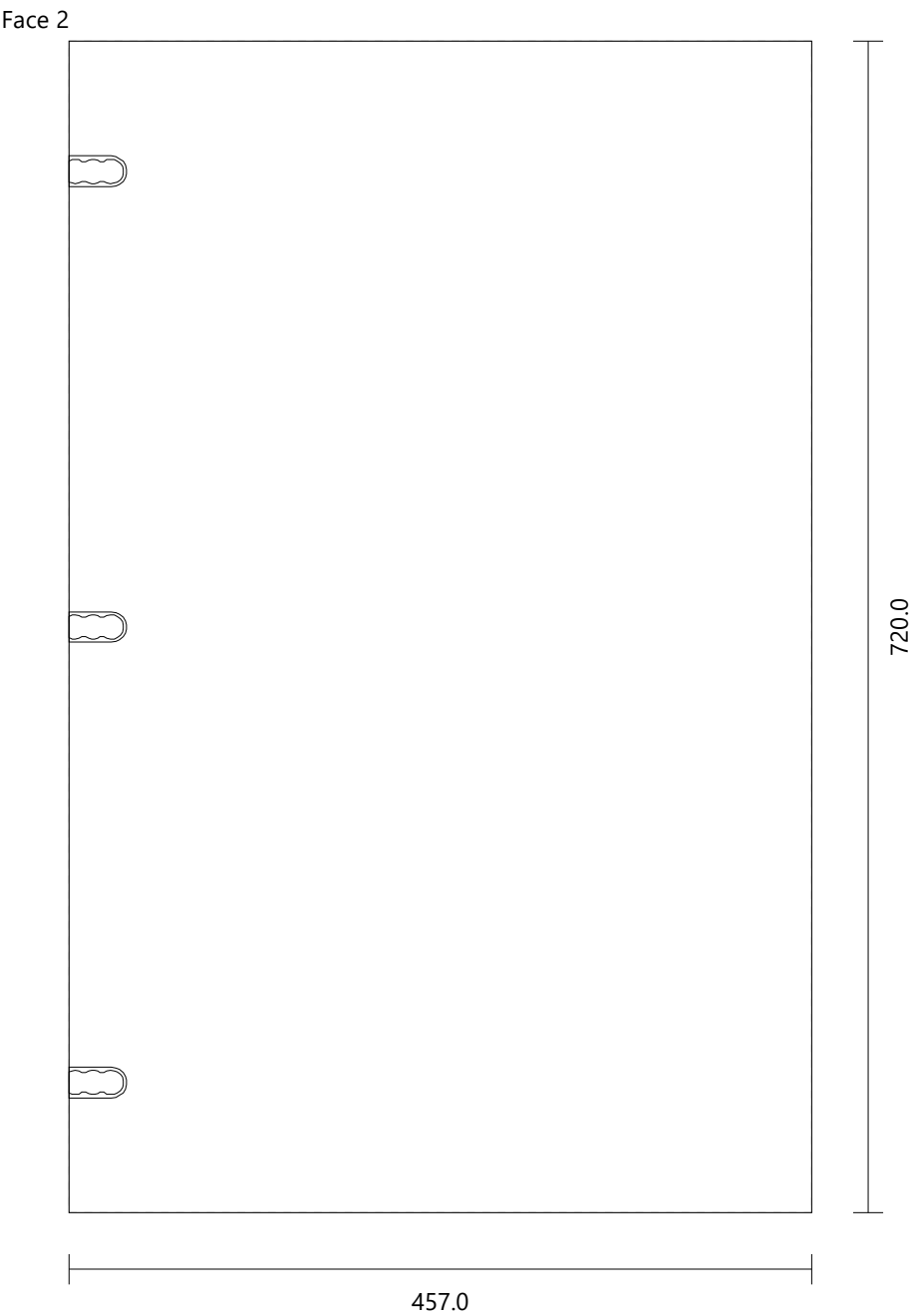
LEFT VIEW



filler cabinet						
Left Side	Sealwise WCB 18mm	Height: 720.0	Width: 457.0	Thickness: 18.0	Quantity: 2	
Lamello / Cabineo / Cap +9mm A (3) (-90)	Face 1	X-Position: 13.3	Y-Position: 80.0	Scale: 100	Depth: 2.1	
Lamello / Cabineo / Cap +9mm A (3) (-90)	Face 1	X-Position: 13.3	Y-Position: 360.0	Scale: 100	Depth: 2.1	
Lamello / Cabineo / Cap +9mm A (3) (-90)	Face 1	X-Position: 13.3	Y-Position: 640.0	Scale: 100	Depth: 2.1	
Lamello / Cabineo / Milling (3) (90)	Face 1	X-Position: 14.8	Y-Position: 80.0	Scale: 100	Depth: 13.0	
Lamello / Cabineo / Milling (3) (90)	Face 1	X-Position: 14.8	Y-Position: 360.0	Scale: 100	Depth: 13.0	
Lamello / Cabineo / Milling (3) (90)	Face 1	X-Position: 14.8	Y-Position: 640.0	Scale: 100	Depth: 13.0	



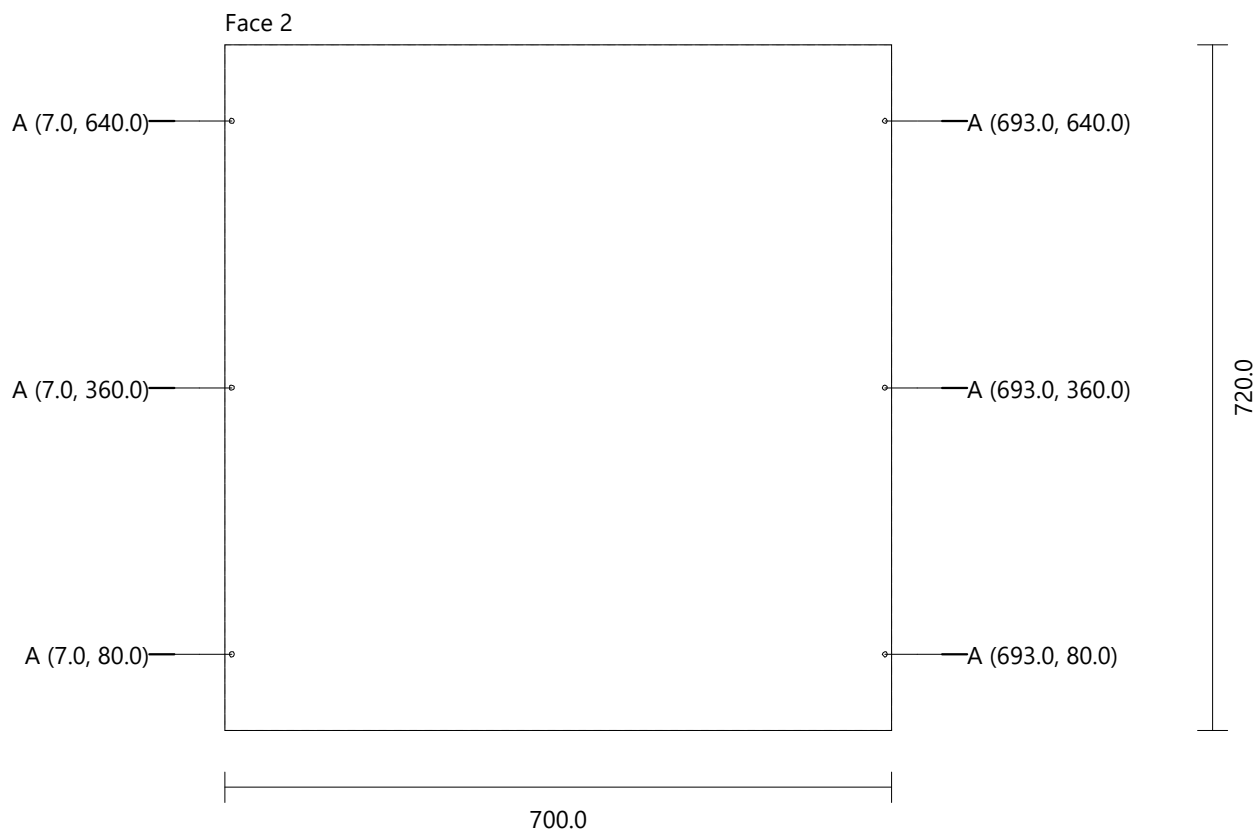
filler cabinet						
Right Side	Sealwise WCB 18mm	Height: 720.0	Width: 457.0	Thickness: 18.0	Quantity: 2	
Lamello / Cabineo / Cap +9mm A (3) (-90)	Face 1	X-Position: 443.7	Y-Position: 640.0	Scale: 100	Depth: 2.1	
Lamello / Cabineo / Cap +9mm A (3) (-90)	Face 1	X-Position: 443.7	Y-Position: 360.0	Scale: 100	Depth: 2.1	
Lamello / Cabineo / Cap +9mm A (3) (-90)	Face 1	X-Position: 443.7	Y-Position: 80.0	Scale: 100	Depth: 2.1	
Lamello / Cabineo / Milling (3) (90)	Face 1	X-Position: 442.2	Y-Position: 640.0	Scale: 100	Depth: 13.0	
Lamello / Cabineo / Milling (3) (90)	Face 1	X-Position: 442.2	Y-Position: 360.0	Scale: 100	Depth: 13.0	
Lamello / Cabineo / Milling (3) (90)	Face 1	X-Position: 442.2	Y-Position: 80.0	Scale: 100	Depth: 13.0	



filler cabinet

Fixed Double-back [1] Sealwise WCB 18mm Height: 720.0 Width: 700.0 Thickness: 18.0 Quantity: 2

Drilling A (6) Diameter: 5.0 Depth: 12.0



filler cabinet

Door Std (Single) [1]

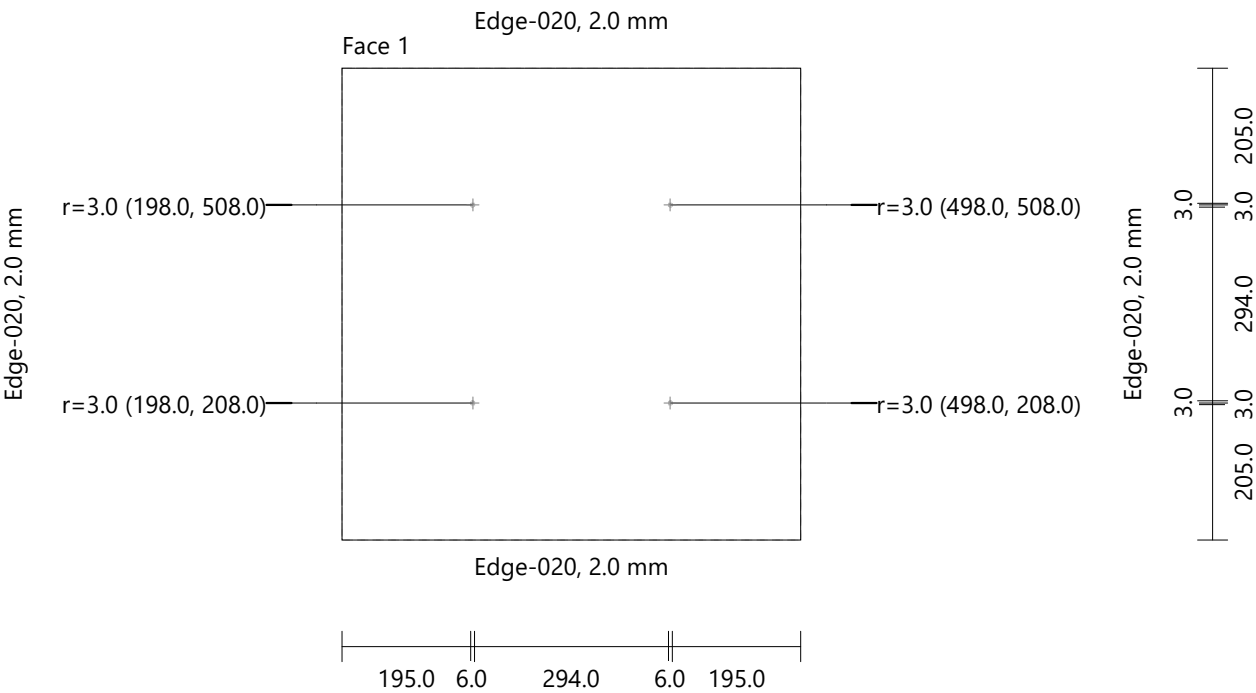
Sealwise WCB 18mm

Height: 716.0

Width: 696.0

Thickness: 18.0

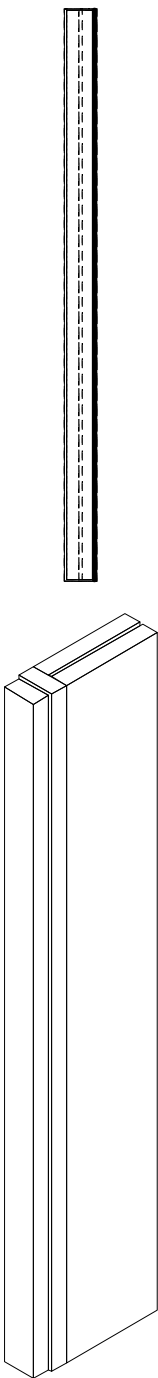
Quantity: 2



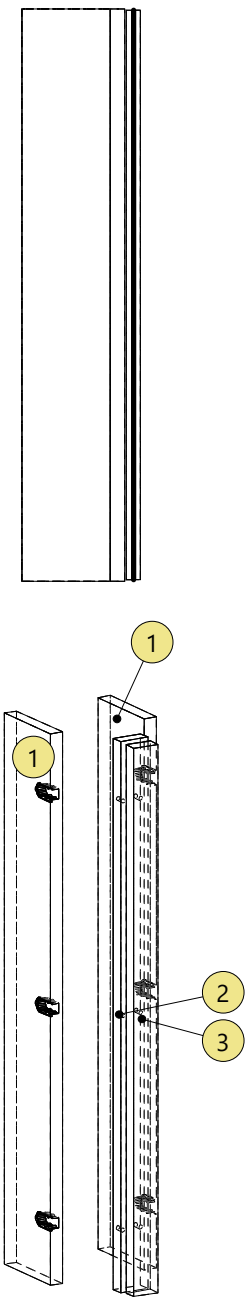
filler cabinet[1]

Height 720.0 mm
Width 40.0 mm
Depth 150.0 mm

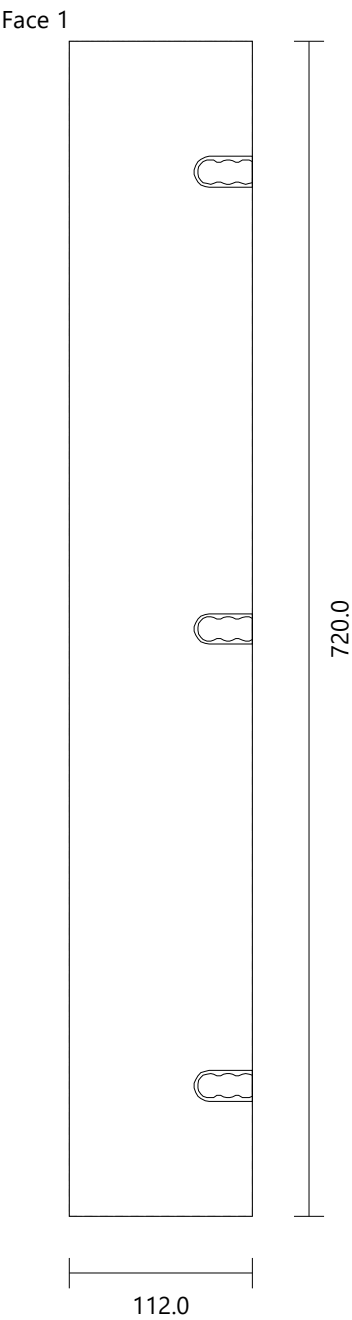
FRONT VIEW



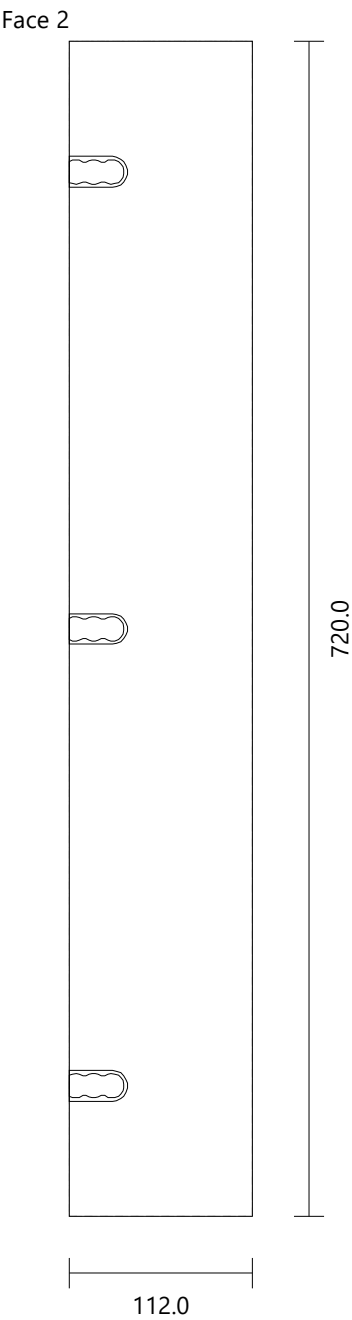
LEFT VIEW



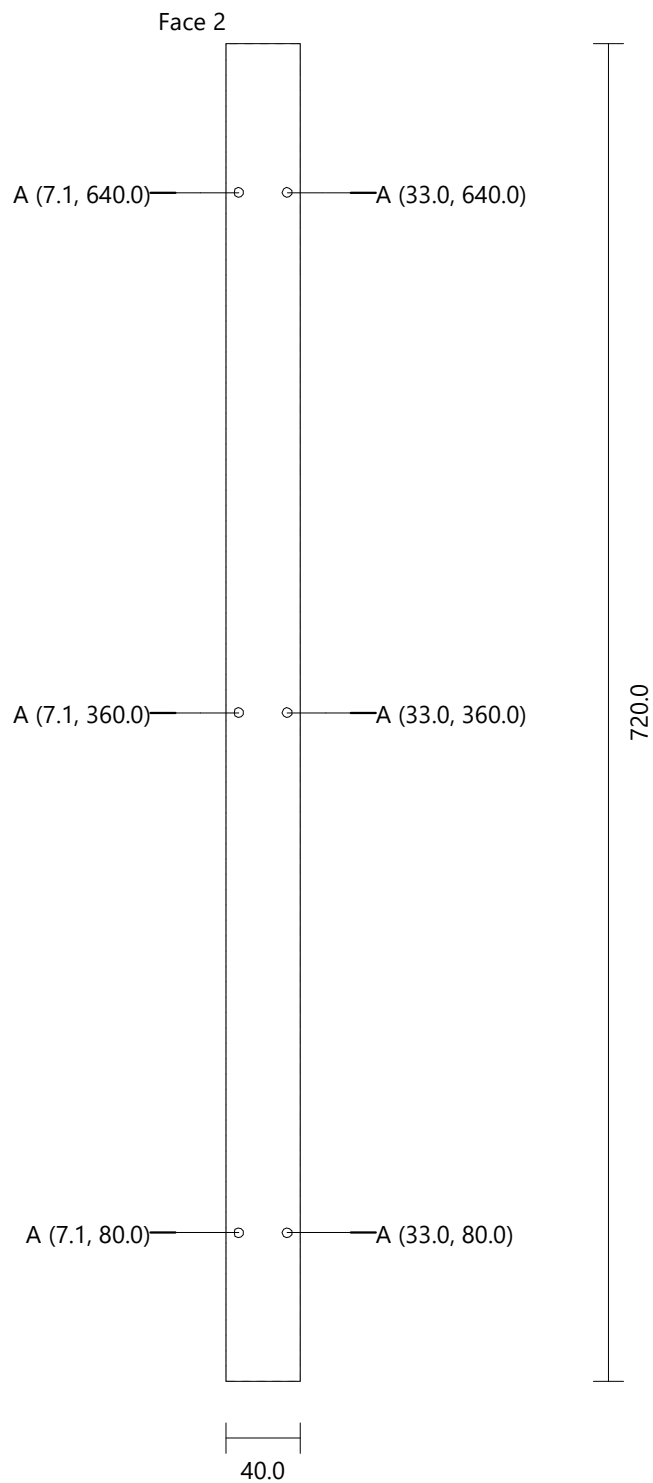
filler cabinet[1]						
Left Side	Sealwise WCB 18mm	Height: 720.0	Width: 112.0	Thickness: 18.0	Quantity: 2	
Lamello / Cabineo / Cap +9mm A (3) (-90)	Face 1	X-Position: 13.3	Y-Position: 80.0	Scale: 100	Depth: 2.1	
Lamello / Cabineo / Cap +9mm A (3) (-90)	Face 1	X-Position: 13.3	Y-Position: 360.0	Scale: 100	Depth: 2.1	
Lamello / Cabineo / Cap +9mm A (3) (-90)	Face 1	X-Position: 13.3	Y-Position: 640.0	Scale: 100	Depth: 2.1	
Lamello / Cabineo / Milling (3) (90)	Face 1	X-Position: 14.8	Y-Position: 80.0	Scale: 100	Depth: 13.0	
Lamello / Cabineo / Milling (3) (90)	Face 1	X-Position: 14.8	Y-Position: 360.0	Scale: 100	Depth: 13.0	
Lamello / Cabineo / Milling (3) (90)	Face 1	X-Position: 14.8	Y-Position: 640.0	Scale: 100	Depth: 13.0	



filler cabinet[1]						
Right Side	Sealwise WCB 18mm	Height: 720.0	Width: 112.0	Thickness: 18.0	Quantity: 2	
Lamello / Cabineo / Cap +9mm A (3) (-90)	Face 1	X-Position: 98.7	Y-Position: 640.0	Scale: 100	Depth: 2.1	
Lamello / Cabineo / Cap +9mm A (3) (-90)	Face 1	X-Position: 98.7	Y-Position: 360.0	Scale: 100	Depth: 2.1	
Lamello / Cabineo / Cap +9mm A (3) (-90)	Face 1	X-Position: 98.7	Y-Position: 80.0	Scale: 100	Depth: 2.1	
Lamello / Cabineo / Milling (3) (90)	Face 1	X-Position: 97.2	Y-Position: 640.0	Scale: 100	Depth: 13.0	
Lamello / Cabineo / Milling (3) (90)	Face 1	X-Position: 97.2	Y-Position: 360.0	Scale: 100	Depth: 13.0	
Lamello / Cabineo / Milling (3) (90)	Face 1	X-Position: 97.2	Y-Position: 80.0	Scale: 100	Depth: 13.0	



filler cabinet[1]
Fixed Double-back [1] Sealwise WCB 18mm Height: 720.0 Width: 40.0 Thickness: 18.0 Quantity: 2
Drilling A (6) Diameter: 5.0 Depth: 12.0



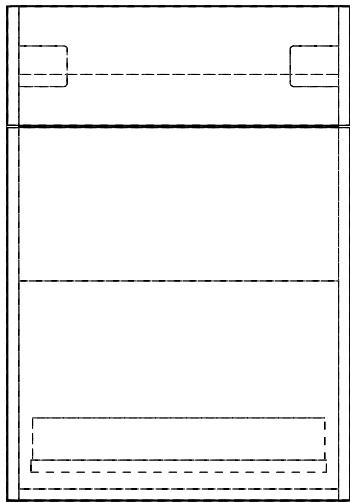
filler cabinet[1]
Door Std (Single) [1] Sealwise WCB 18mm Height: 716.0 Width: 36.0 Thickness: 18.0 Quantity: 2



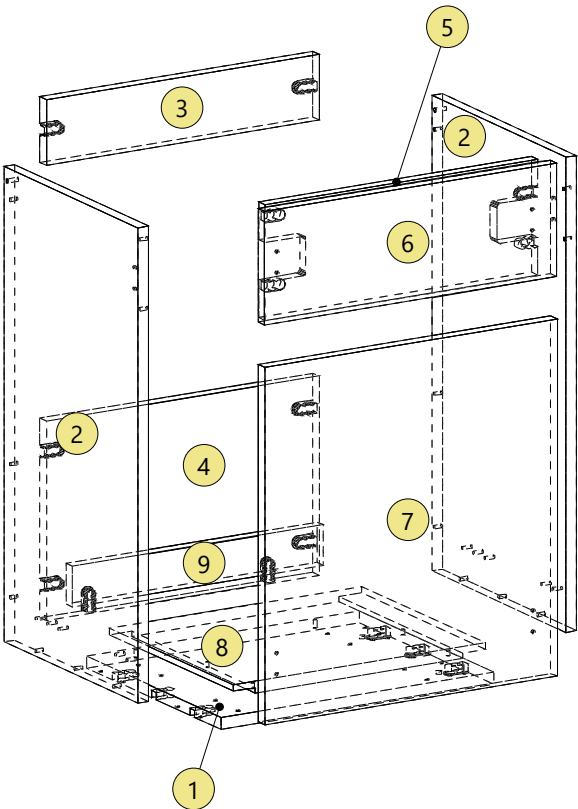
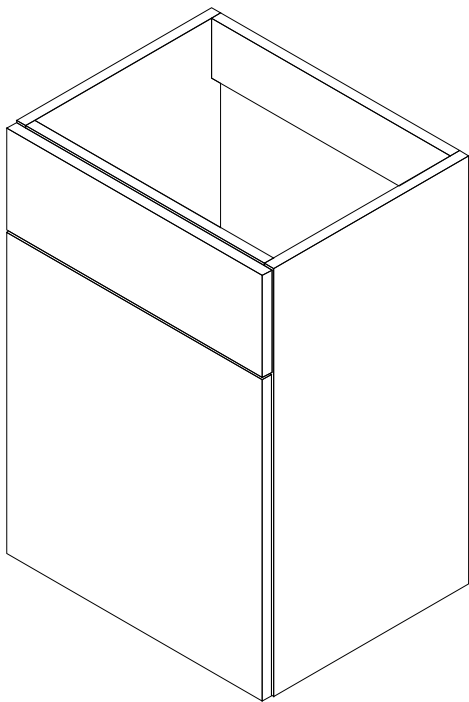
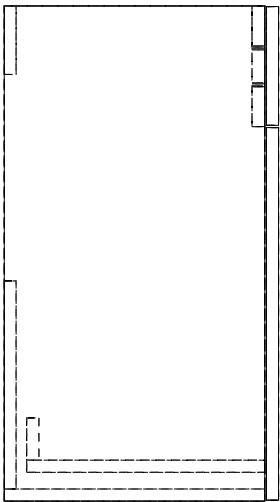
SPECIAL 500mm Kick Bin

Height	720.0 mm
Width	500.0 mm
Depth	400.0 mm

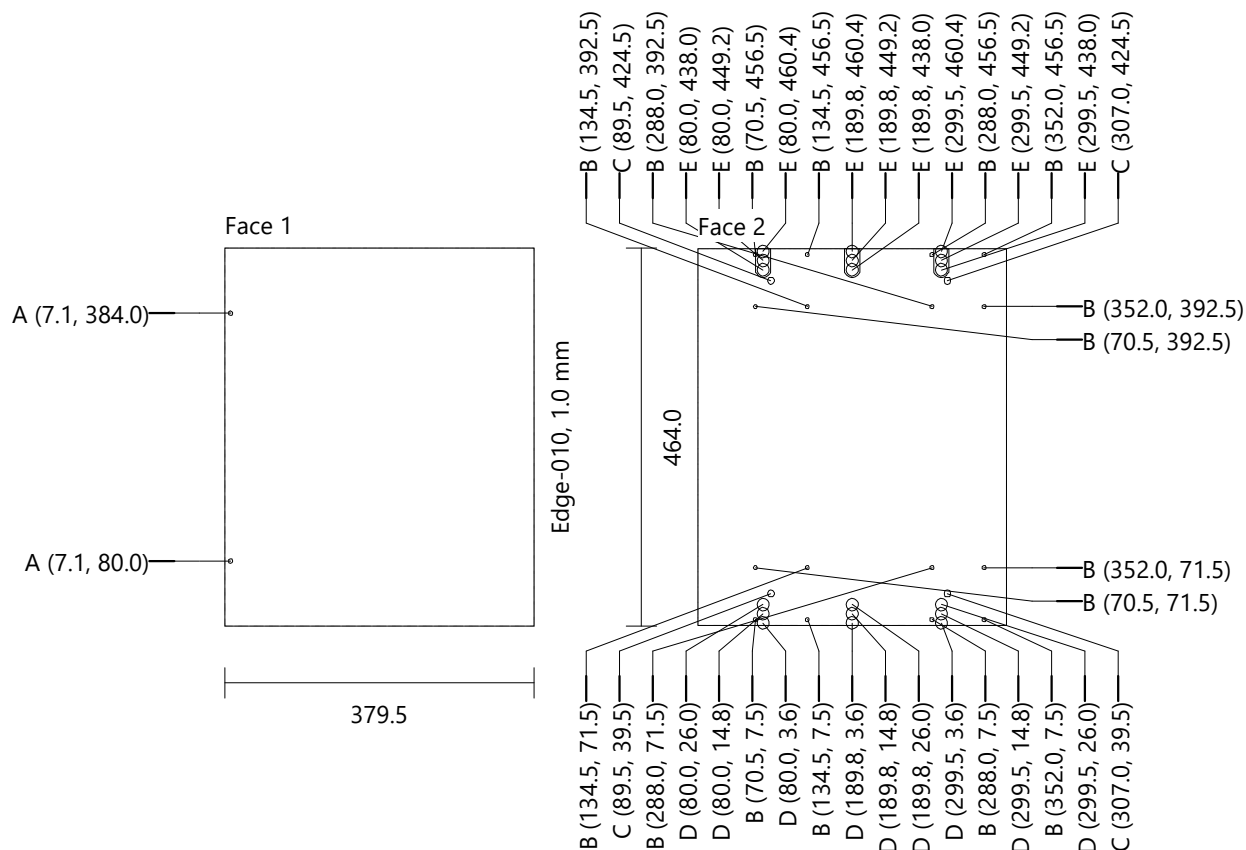
FRONT VIEW



LEFT VIEW



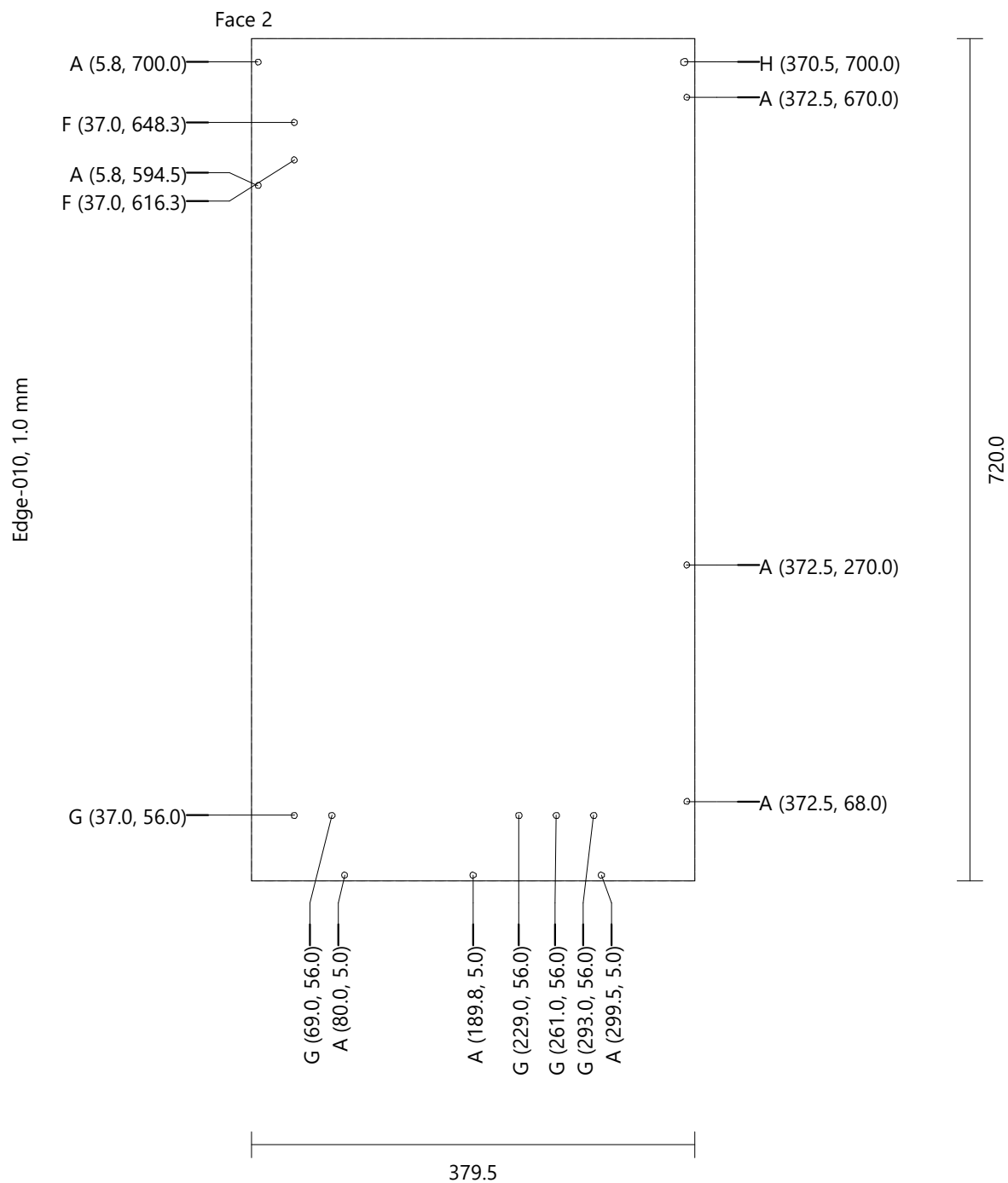
SPECIAL 500mm Kick Bin								
Bottom		Generic 0180		Height: 464.0	Width: 379.5	Thickness: 18.0	Quantity: 1	
Drilling	A (2)	Diameter: 5.0	Depth: 12.0					
	B (16)	Diameter: 5.0	Depth: 1.0					
	C (4)	Diameter: 8.0	Depth: 4.0					
	D (9)	Diameter: 15.0	Depth: 11.0					
	E (9)	Diameter: 15.0	Depth: 13.0					
Lamello / Cabineo / Cap +9mm (3) (-90)				Face 1	X-Position: 299.5	Y-Position: 450.7	Scale: 100	Depth: 2.1
Lamello / Cabineo / Cap +9mm (3) (-90)				Face 1	X-Position: 189.8	Y-Position: 450.7	Scale: 100	Depth: 2.1
Lamello / Cabineo / Cap +9mm (3) (-90)				Face 1	X-Position: 80.0	Y-Position: 450.7	Scale: 100	Depth: 2.1



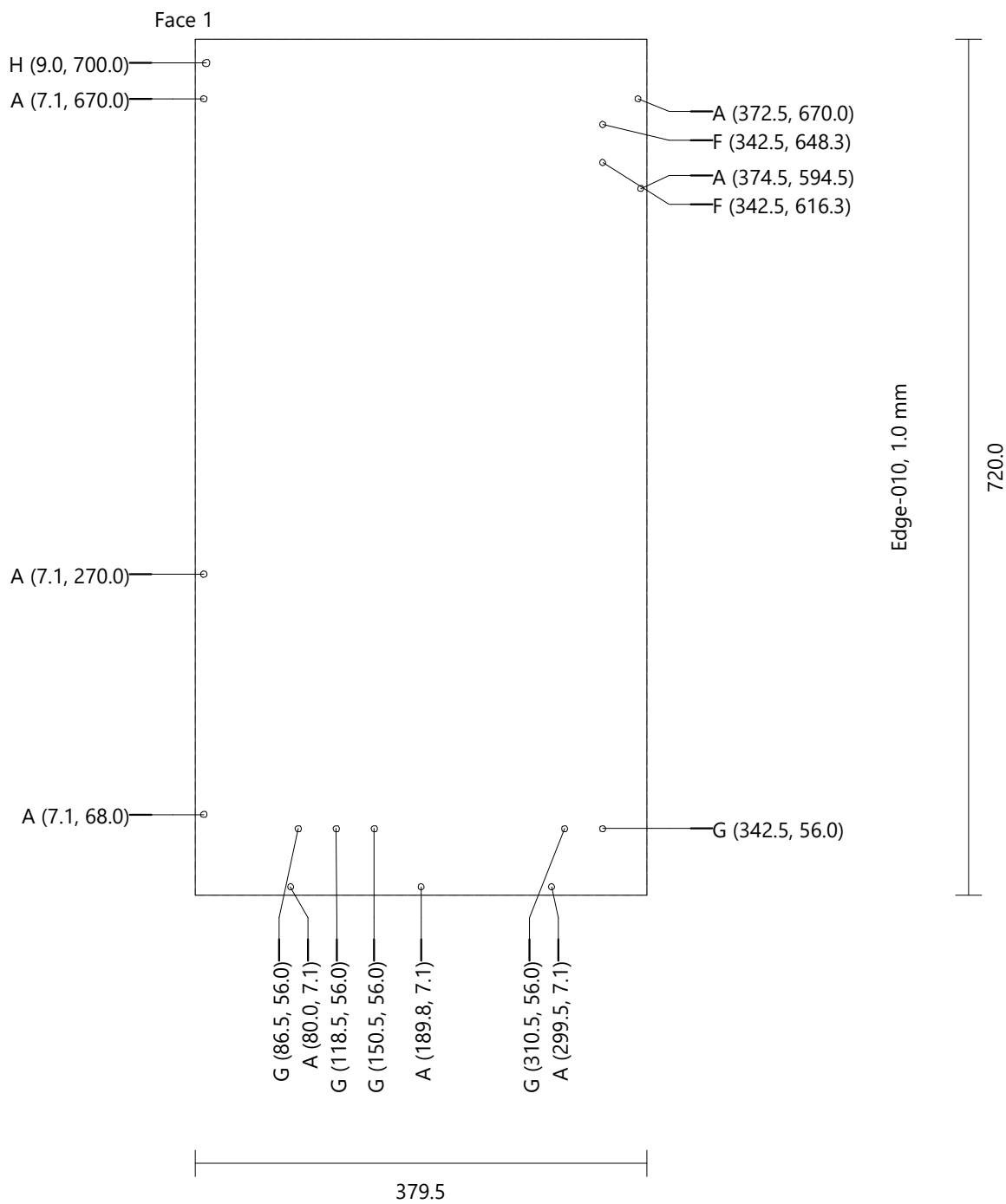
SPECIAL 500mm Kick Bin

Left Side Generic 0180 Height: 720.0 Width: 379.5 Thickness: 18.0 Quantity: 1

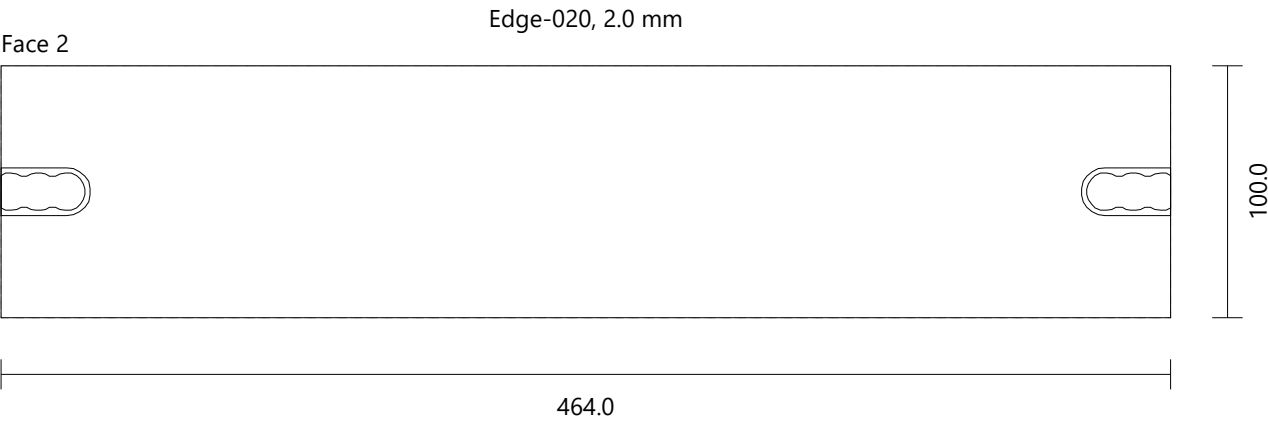
Drilling	A (8)	Diameter: 5.0	Depth: 12.0
	F (2)	Diameter: 5.0	Depth: 3.0
	G (5)	Diameter: 5.0	Depth: 15.0
	H (1)	Diameter: 6.0	Depth: Through (0.0)



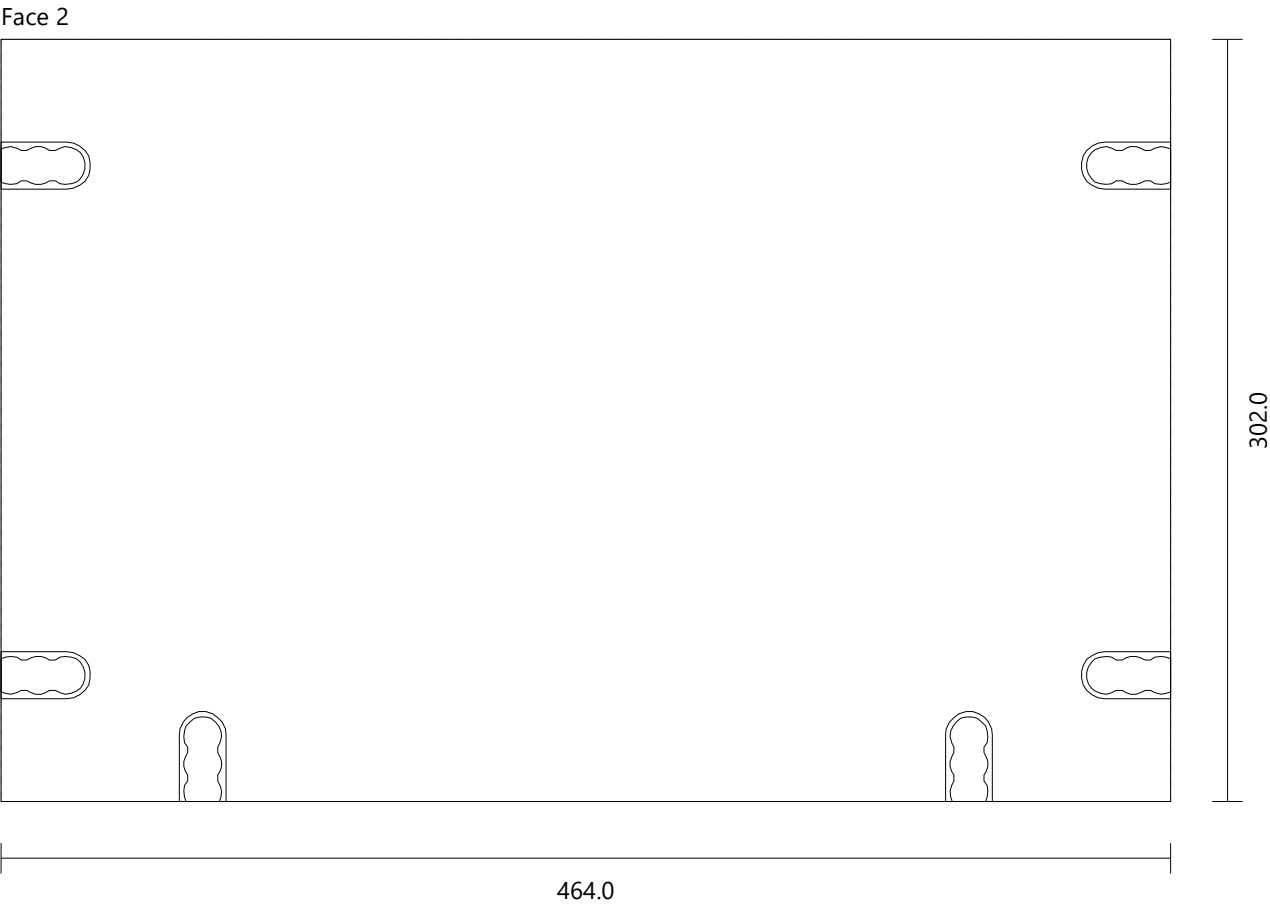
SPECIAL 500mm Kick Bin							
Right Side		Generic 0180		Height: 720.0	Width: 379.5	Thickness: 18.0	Quantity: 1
Drilling	A (8)	Diameter: 5.0	Depth: 12.0				
	F (2)	Diameter: 5.0	Depth: 3.0				
	G (5)	Diameter: 5.0	Depth: 15.0				
	H (1)	Diameter: 6.0	Depth: Through (0.0)				



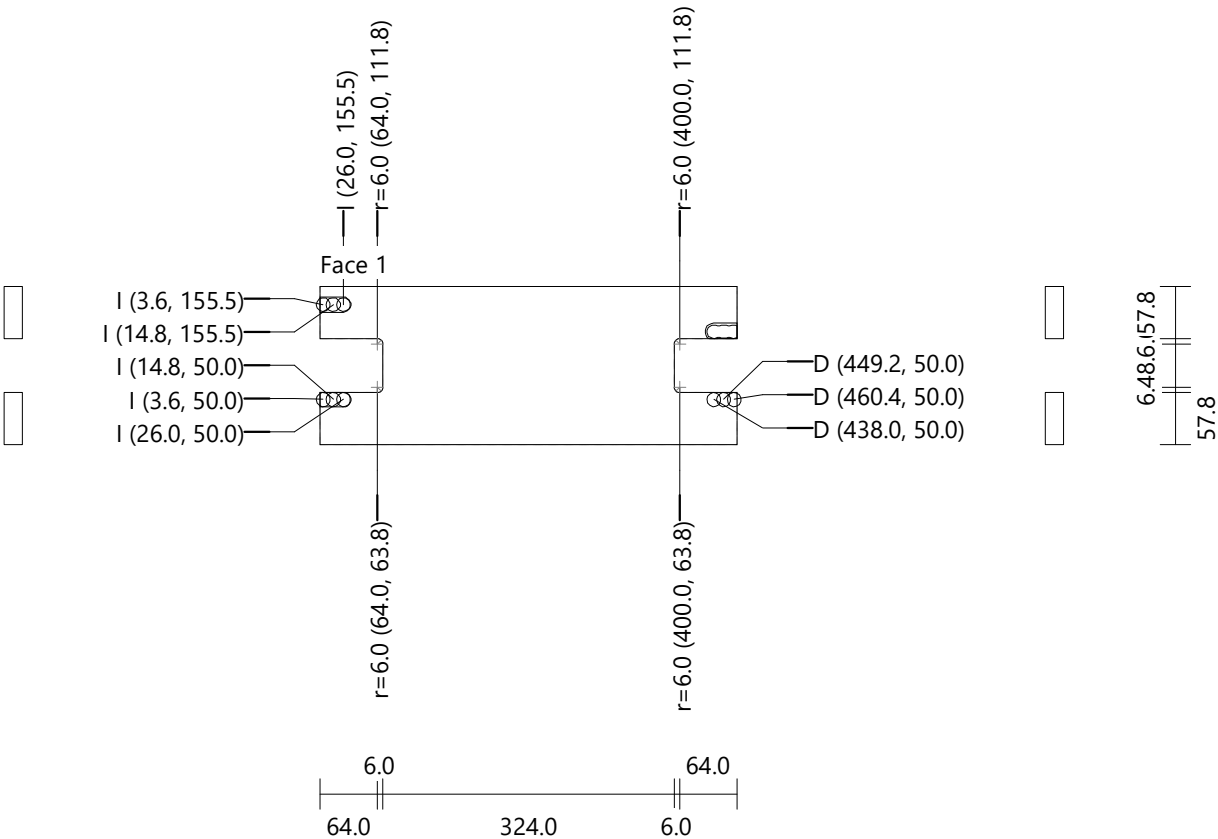
SPECIAL 500mm Kick Bin						
Back_1	Sealwise WCB 18mm	Height: 100.0	Width: 464.0	Thickness: 18.0	Quantity: 1	
Lamello / Cabineo / Cap +9mm (2) (-90)	Face 1	X-Position: 450.7	Y-Position: 50.0	Scale: 100	Depth: 2.1	
Lamello / Cabineo / Cap +9mm (2) (-90)	Face 1	X-Position: 13.3	Y-Position: 50.0	Scale: 100	Depth: 2.1	
Lamello / Cabineo / Milling A (2) (90)	Face 1	X-Position: 449.2	Y-Position: 50.0	Scale: 100	Depth: 13.0	
Lamello / Cabineo / Milling A (2) (90)	Face 1	X-Position: 14.8	Y-Position: 50.0	Scale: 100	Depth: 13.0	



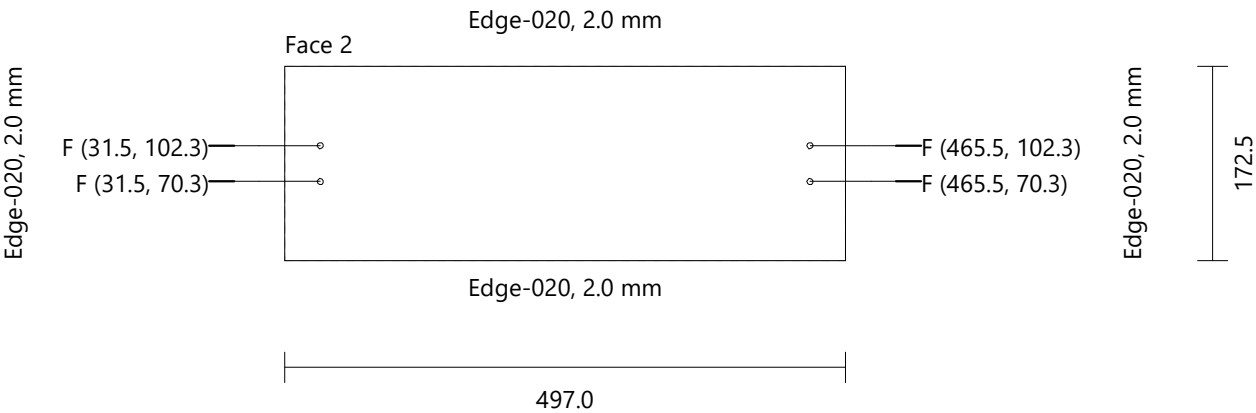
SPECIAL 500mm Kick Bin						
Back_2	Sealwise WCB 18mm	Height: 302.0	Width: 464.0	Thickness: 18.0	Quantity: 1	
Lamello / Cabineo / Cap +9mm (6) (-90)	Face 1	X-Position: 450.7	Y-Position: 252.0	Scale: 100	Depth: 2.1	
Lamello / Cabineo / Cap +9mm (6) (-90)	Face 1	X-Position: 450.7	Y-Position: 50.0	Scale: 100	Depth: 2.1	
Lamello / Cabineo / Cap +9mm (6) (-90)	Face 1	X-Position: 13.3	Y-Position: 50.0	Scale: 100	Depth: 2.1	
Lamello / Cabineo / Cap +9mm (6) (-90)	Face 1	X-Position: 13.3	Y-Position: 252.0	Scale: 100	Depth: 2.1	
Lamello / Cabineo / Cap +9mm (6) (-90)	Face 1	X-Position: 80.0	Y-Position: 13.3	Scale: 100	Depth: 2.1	
Lamello / Cabineo / Cap +9mm (6) (-90)	Face 1	X-Position: 384.0	Y-Position: 13.3	Scale: 100	Depth: 2.1	
Lamello / Cabineo / Milling A (6) (90)	Face 1	X-Position: 449.2	Y-Position: 252.0	Scale: 100	Depth: 13.0	
Lamello / Cabineo / Milling A (6) (90)	Face 1	X-Position: 449.2	Y-Position: 50.0	Scale: 100	Depth: 13.0	
Lamello / Cabineo / Milling A (6) (90)	Face 1	X-Position: 14.8	Y-Position: 50.0	Scale: 100	Depth: 13.0	
Lamello / Cabineo / Milling A (6) (90)	Face 1	X-Position: 14.8	Y-Position: 252.0	Scale: 100	Depth: 13.0	
Lamello / Cabineo / Milling A (6) (90)	Face 1	X-Position: 80.0	Y-Position: 14.8	Scale: 100	Depth: 13.0	
Lamello / Cabineo / Milling A (6) (90)	Face 1	X-Position: 384.0	Y-Position: 14.8	Scale: 100	Depth: 13.0	



SPECIAL 500mm Kick Bin							
CrossBar [1]		Generic 0180		Height: 175.5	Width: 464.0	Thickness: 18.0	Quantity: 1
Drilling	D (3)	Diameter: 15.0	Depth: 11.0				
	I (6)	Diameter: 15.0	Depth: 11.5				
Lamello / Cabineo / Cap +9mm (1) (-90)			Face 1	X-Position: 13.3	Y-Position: 50.0	Scale: 100	Depth: 2.1
Lamello / Cabineo / Flush +9mm B (2) (-90)			Face 1	X-Position: 451.3	Y-Position: 20.0	Scale: 100	Depth: 0.8
Lamello / Cabineo / Flush +9mm B (2) (-90)			Face 1	X-Position: 451.3	Y-Position: 125.5	Scale: 100	Depth: 0.8
Lamello / Cabineo / Milling A (1) (90)			Face 1	X-Position: 14.8	Y-Position: 50.0	Scale: 100	Depth: 13.0



SPECIAL 500mm Kick Bin
Drawer 270 [1] Sealwise WCB 18mm Height: 172.5 Width: 497.0 Thickness: 18.0 Quantity: 1
Drilling F (4) Diameter: 5.0 Depth: 3.0



SPECIAL 500mm Kick Bin
Drawer 450 [1]
Drilling

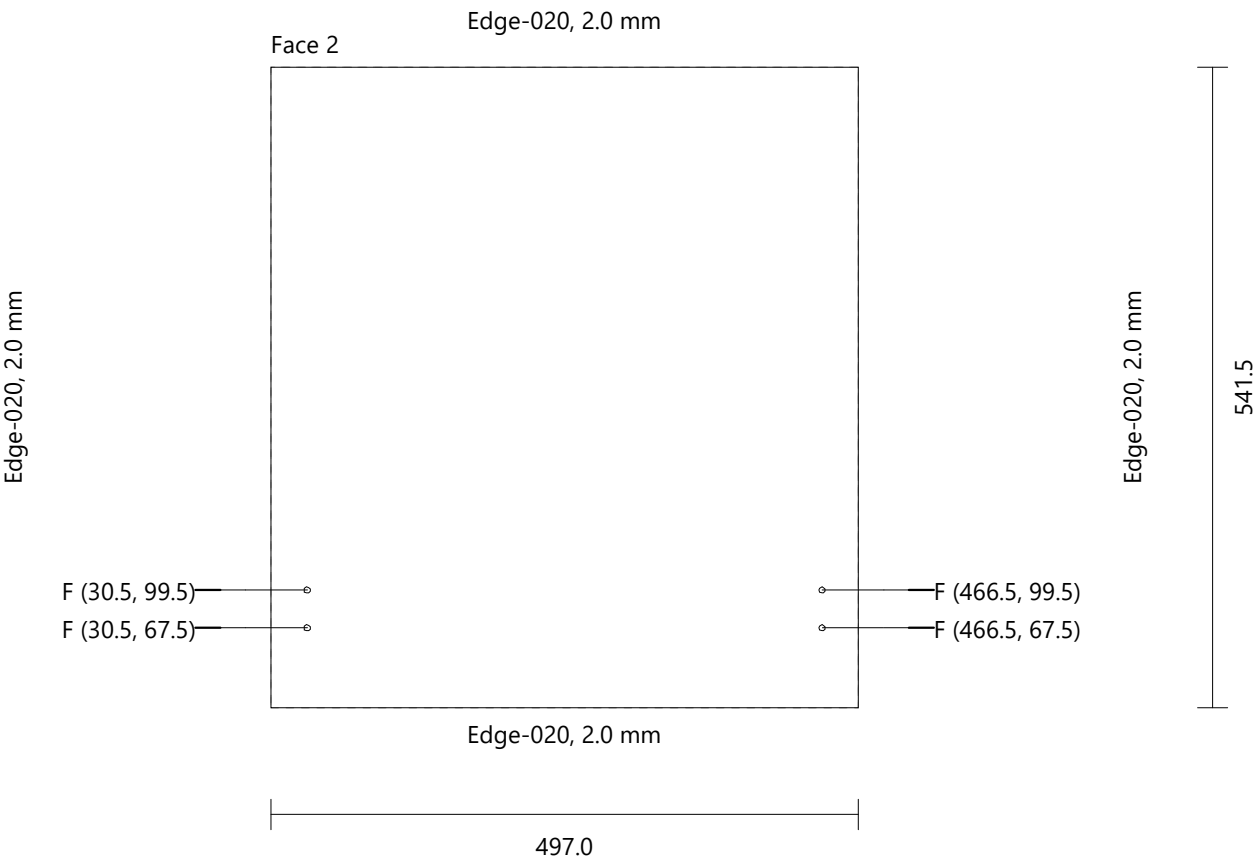
Generic 0181
F (4)

Height: 541.5
Diameter: 5.0

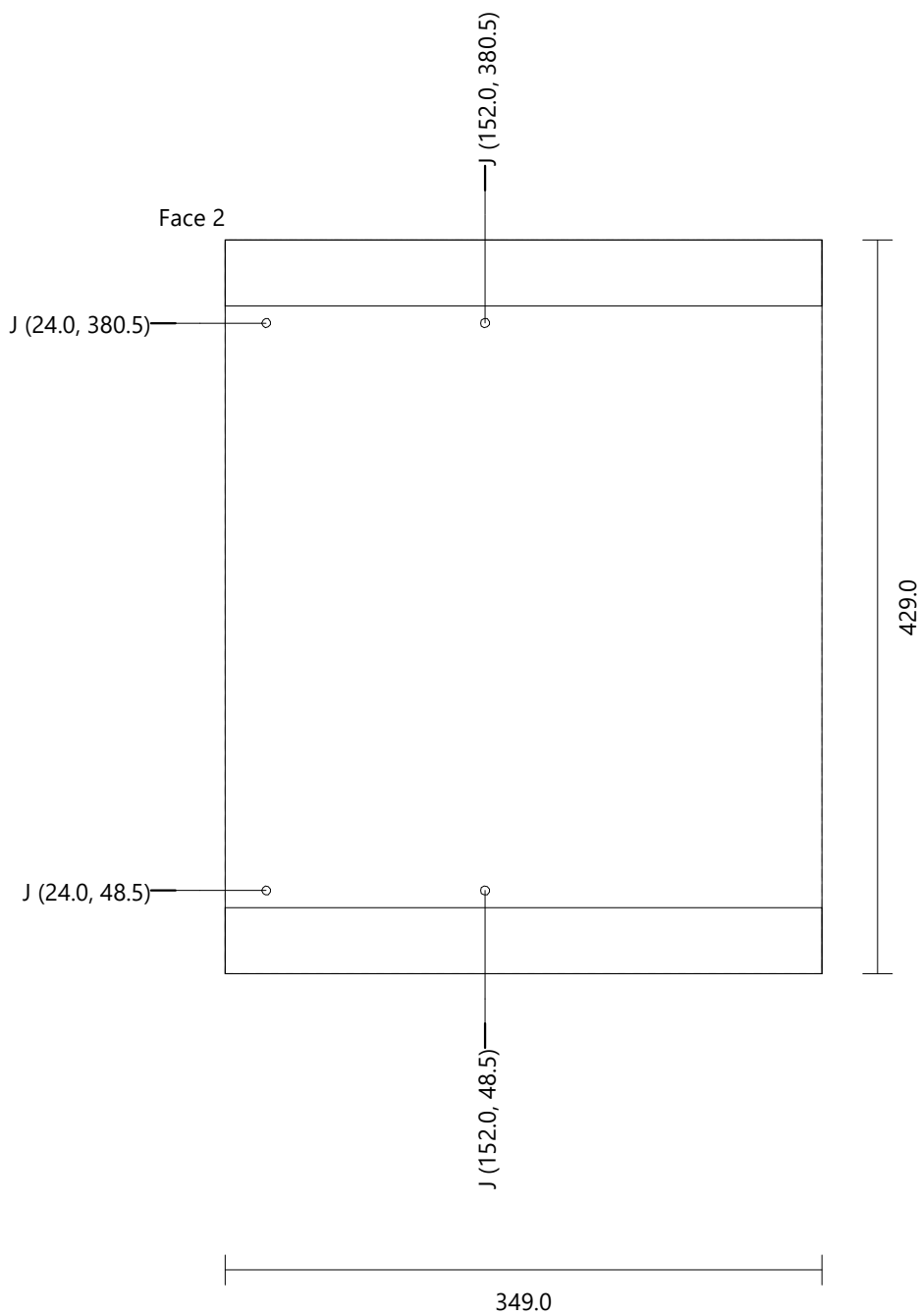
Width: 497.0
Depth: 3.0

Thickness: 18.0

Quantity: 1



SPECIAL 500mm Kick Bin							
Bottom Drawer 450 [1]		Generic 0180		Height: 429.0	Width: 349.0	Thickness: 18.0	Quantity: 1
Drilling	J (4)	Diameter: 5.0		Depth: 8.0			
Groove Horizontal	Face 2	X-Position: 0.0		Y-Position: 19.3	Width: 38.5	Length: 550.0	Depth: 8.0
Groove Horizontal	Face 2	X-Position: 0.0		Y-Position: 409.8	Width: 38.5	Length: 550.0	Depth: 8.0



SPECIAL 500mm Kick Bin

Back Drawer 450 [1]

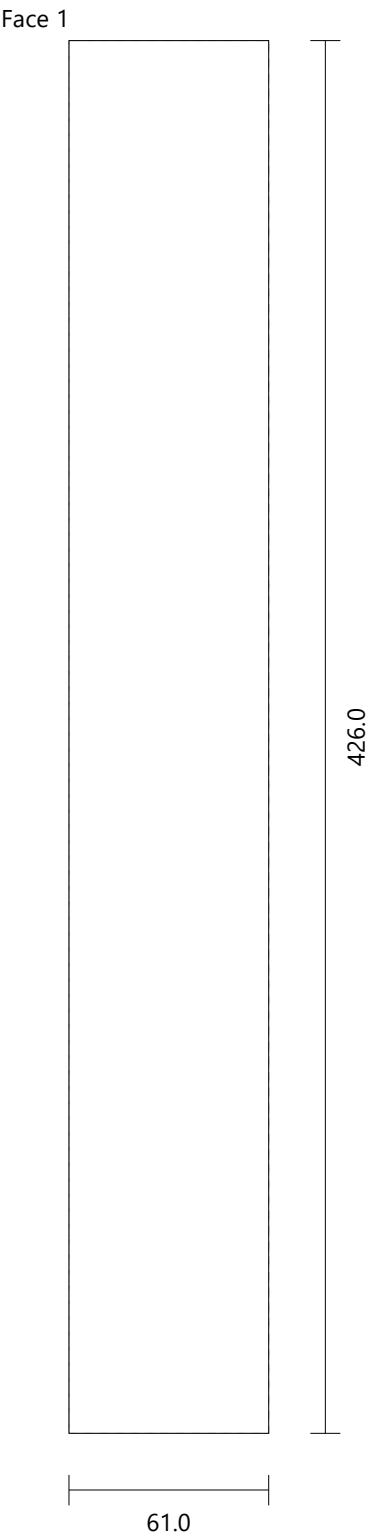
Generic 0180

Height: 426.0

Width: 61.0

Thickness: 18.0


Quantity: 1



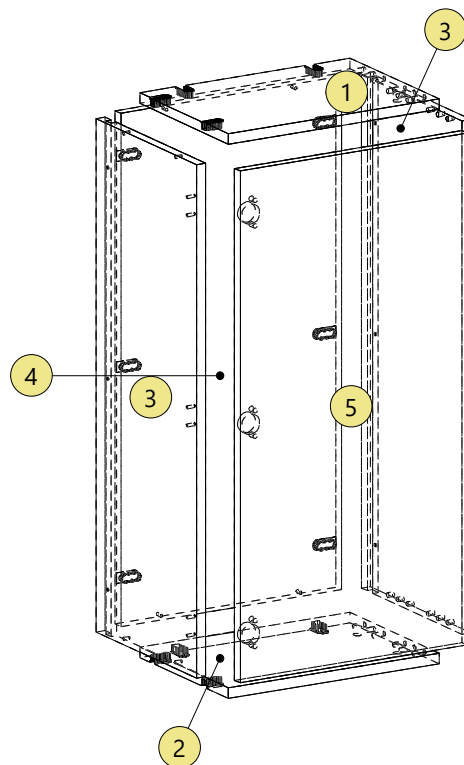
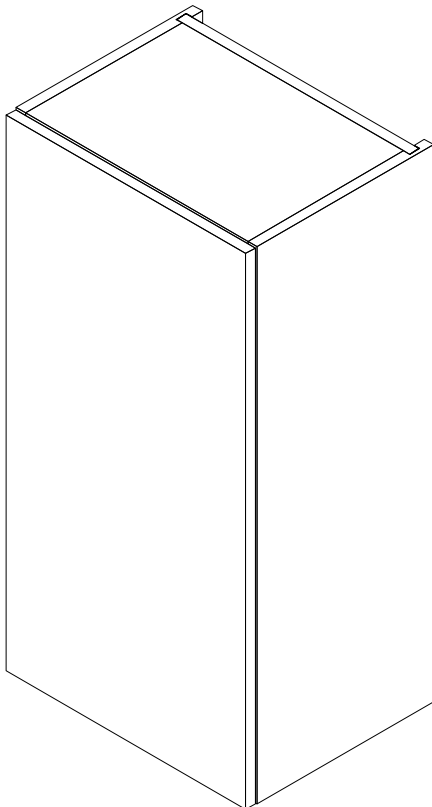

Wall Cupboard 450 x 900 x 350[1]

Height	900.0 mm
Width	450.0 mm
Depth	350.0 mm

FRONT VIEW



LEFT VIEW

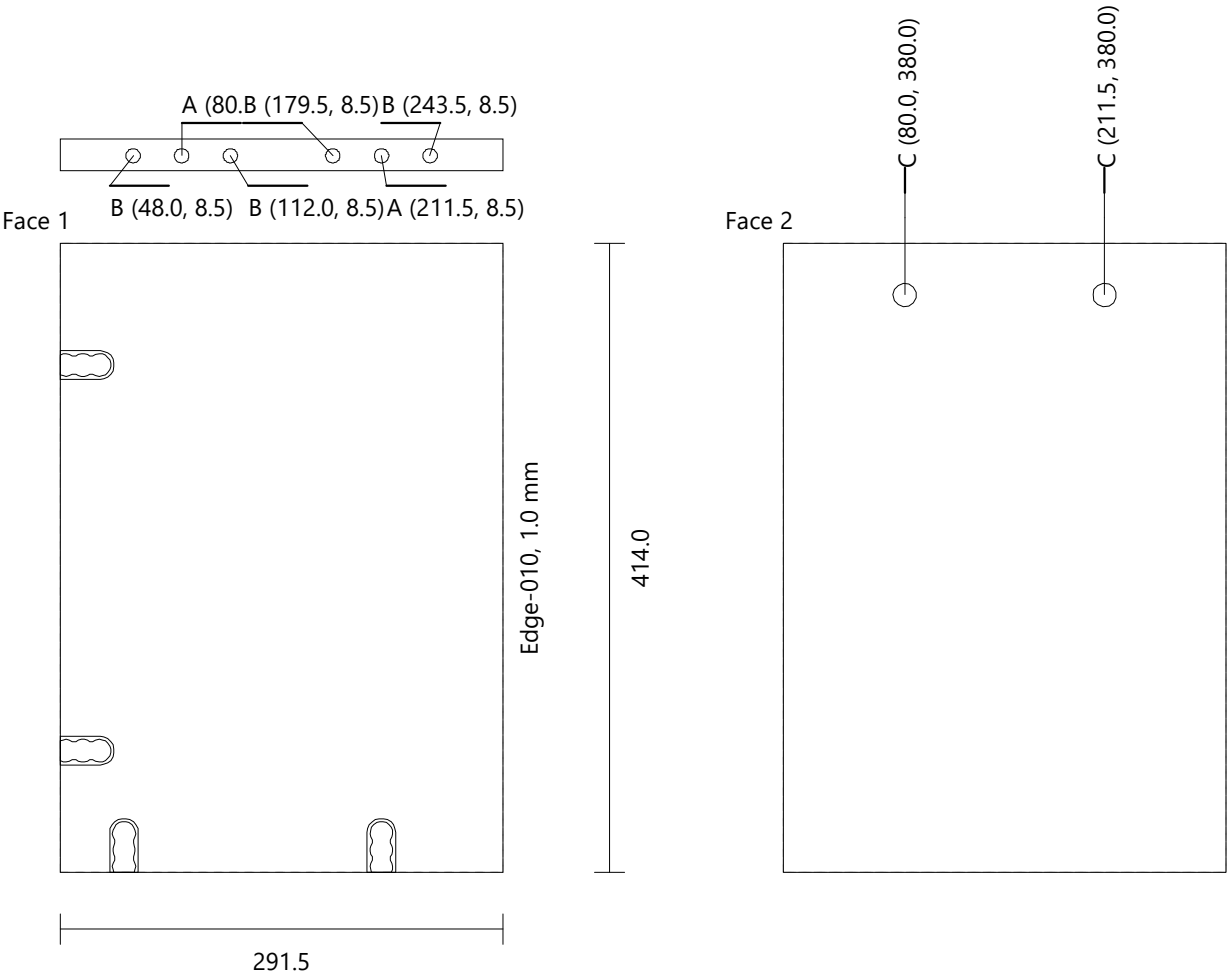


Wall Cupboard 450 x 900 x 350[1]

TopSealwise WCB 18mmHeight: 414.0Width: 291.5Thickness: 18.0Quantity: 2

Drilling	A (2)	Diameter: 8.0	Depth: 28.0
	B (4)	Diameter: 8.0	Depth: 21.5
	C (2)	Diameter: 15.0	Depth: 14.0

Lamello / Cabineo / Cap +9mm A (4) (-90)	Face 1	X-Position: 278.2	Y-Position: 334.0	Scale: 100	Depth: 2.1
Lamello / Cabineo / Cap +9mm A (4) (-90)	Face 1	X-Position: 278.2	Y-Position: 80.0	Scale: 100	Depth: 2.1
Lamello / Cabineo / Cap +9mm A (4) (-90)	Face 1	X-Position: 80.0	Y-Position: 400.7	Scale: 100	Depth: 2.1
Lamello / Cabineo / Cap +9mm A (4) (-90)	Face 1	X-Position: 249.5	Y-Position: 400.7	Scale: 100	Depth: 2.1
Lamello / Cabineo / Milling (4) (90)	Face 1	X-Position: 276.7	Y-Position: 334.0	Scale: 100	Depth: 13.0
Lamello / Cabineo / Milling (4) (90)	Face 1	X-Position: 276.7	Y-Position: 80.0	Scale: 100	Depth: 13.0
Lamello / Cabineo / Milling (4) (90)	Face 1	X-Position: 80.0	Y-Position: 399.2	Scale: 100	Depth: 13.0
Lamello / Cabineo / Milling (4) (90)	Face 1	X-Position: 249.5	Y-Position: 399.2	Scale: 100	Depth: 13.0



Wall Cupboard 450 x 900 x 350[1]

Bottom

Sealwise WCB 18mm

Height: 414.0

Width: 291.5

Thickness: 18.0

Quantity: 2

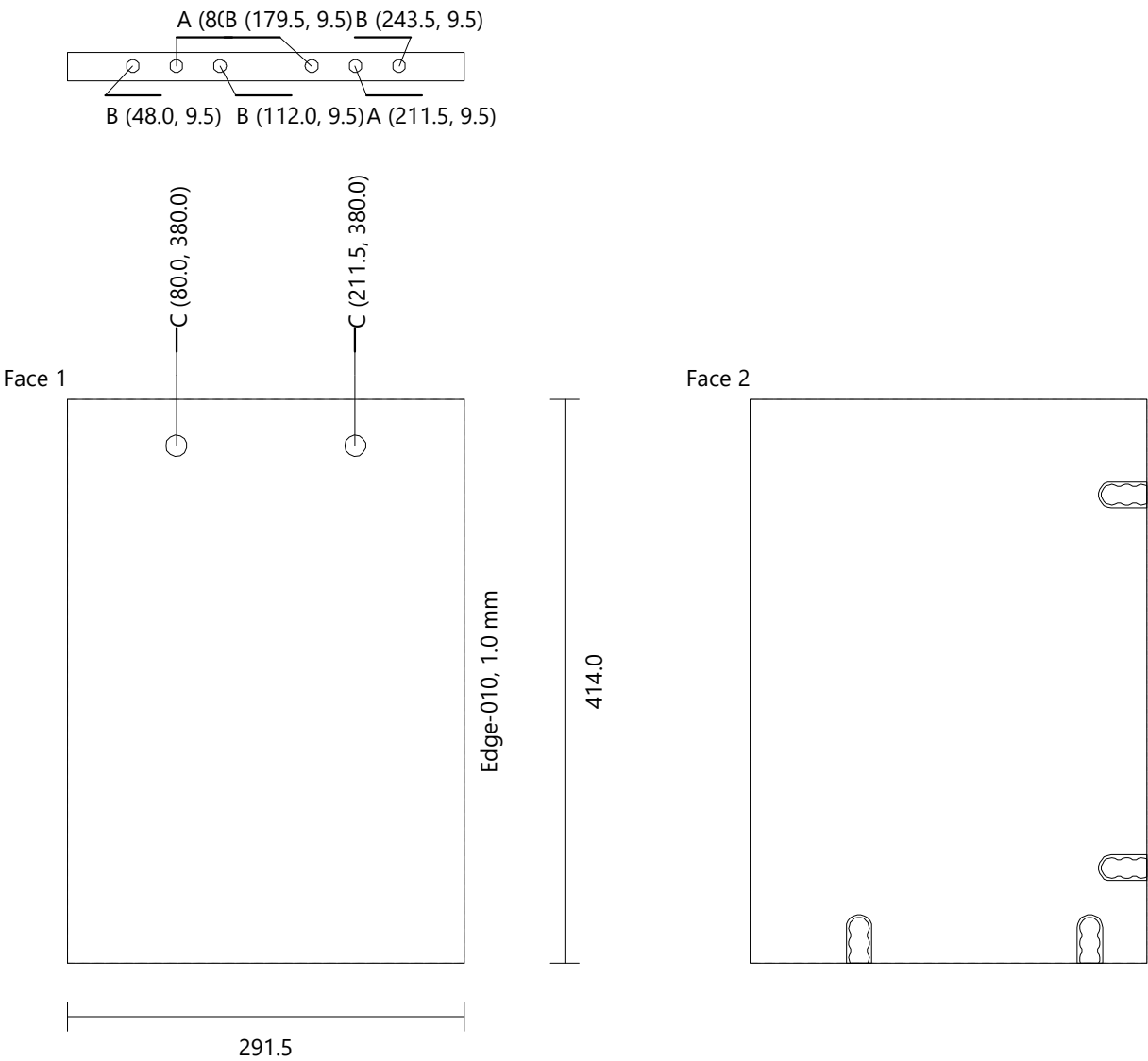
Drilling

A (2) Diameter: 8.0 Depth: 28.0

B (4) Diameter: 8.0 Depth: 21.5

C (2) Diameter: 15.0 Depth: 14.0

Lamello / Cabineo / Cap +9mm A (4) (-90)	Face 1	X-Position: 13.3	Y-Position: 70.0	Scale: 100	Depth: 2.1
Lamello / Cabineo / Cap +9mm A (4) (-90)	Face 1	X-Position: 13.3	Y-Position: 344.0	Scale: 100	Depth: 2.1
Lamello / Cabineo / Cap +9mm A (4) (-90)	Face 1	X-Position: 211.5	Y-Position: 13.3	Scale: 100	Depth: 2.1
Lamello / Cabineo / Cap +9mm A (4) (-90)	Face 1	X-Position: 42.0	Y-Position: 13.3	Scale: 100	Depth: 2.1
Lamello / Cabineo / Milling (4) (90)	Face 1	X-Position: 14.8	Y-Position: 70.0	Scale: 100	Depth: 13.0
Lamello / Cabineo / Milling (4) (90)	Face 1	X-Position: 14.8	Y-Position: 344.0	Scale: 100	Depth: 13.0
Lamello / Cabineo / Milling (4) (90)	Face 1	X-Position: 211.5	Y-Position: 14.8	Scale: 100	Depth: 13.0
Lamello / Cabineo / Milling (4) (90)	Face 1	X-Position: 42.0	Y-Position: 14.8	Scale: 100	Depth: 13.0

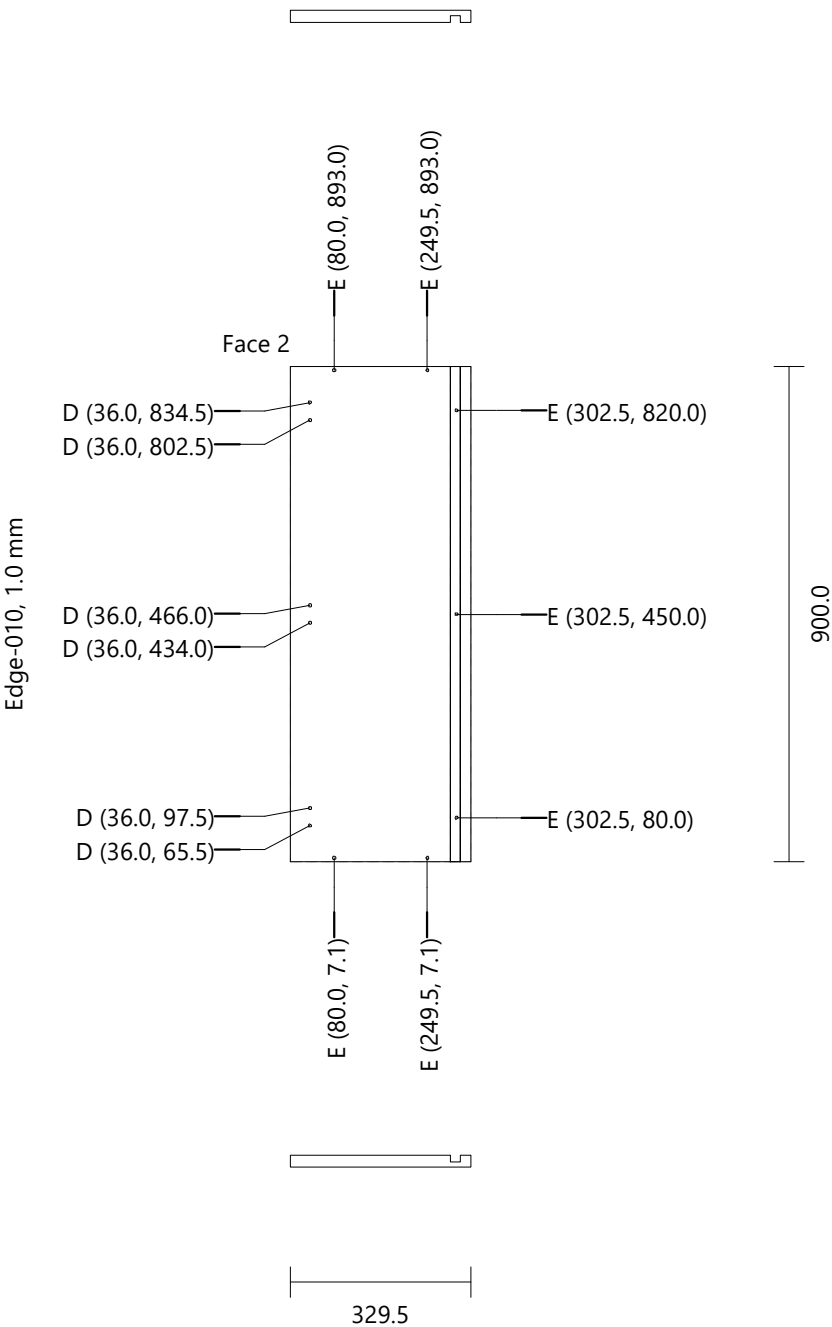


Wall Cupboard 450 x 900 x 350[1]

Left Side Sealwise WCB 18mm Height: 900.0 Width: 329.5 Thickness: 18.0 Quantity: 2

Drilling D (6) Diameter: 5.0 Depth: 15.0
E (7) Diameter: 5.0 Depth: 12.0

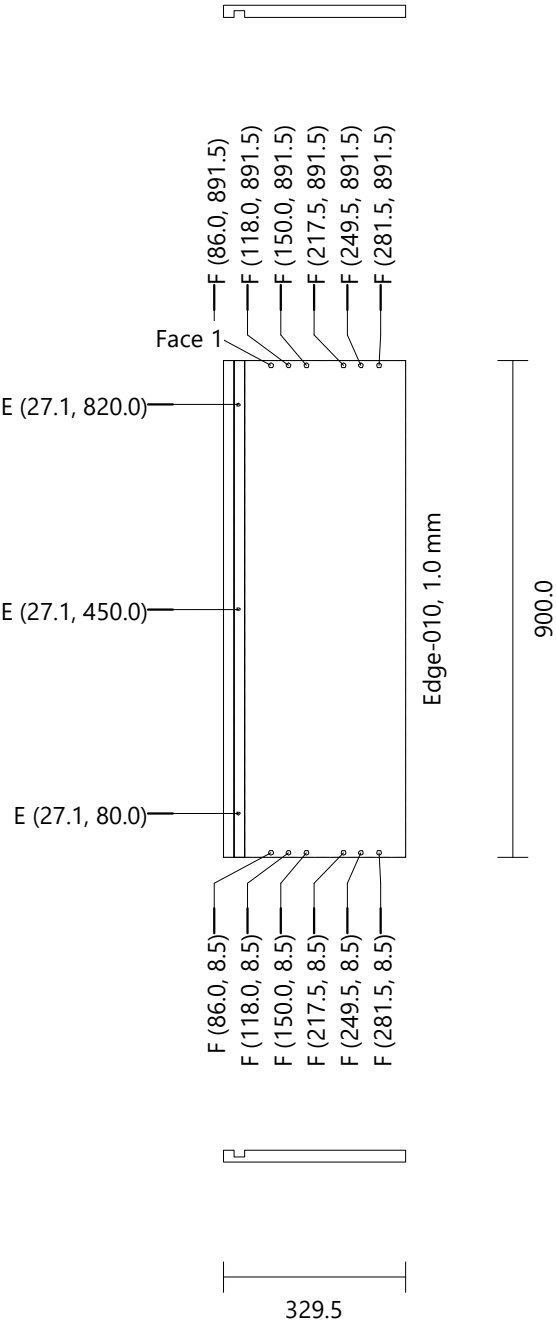
Groove Vertical Face 2 X-Position: 300.8 Y-Position: 0.0 Width: 18.5 Length: 900.0 Depth: 10.5



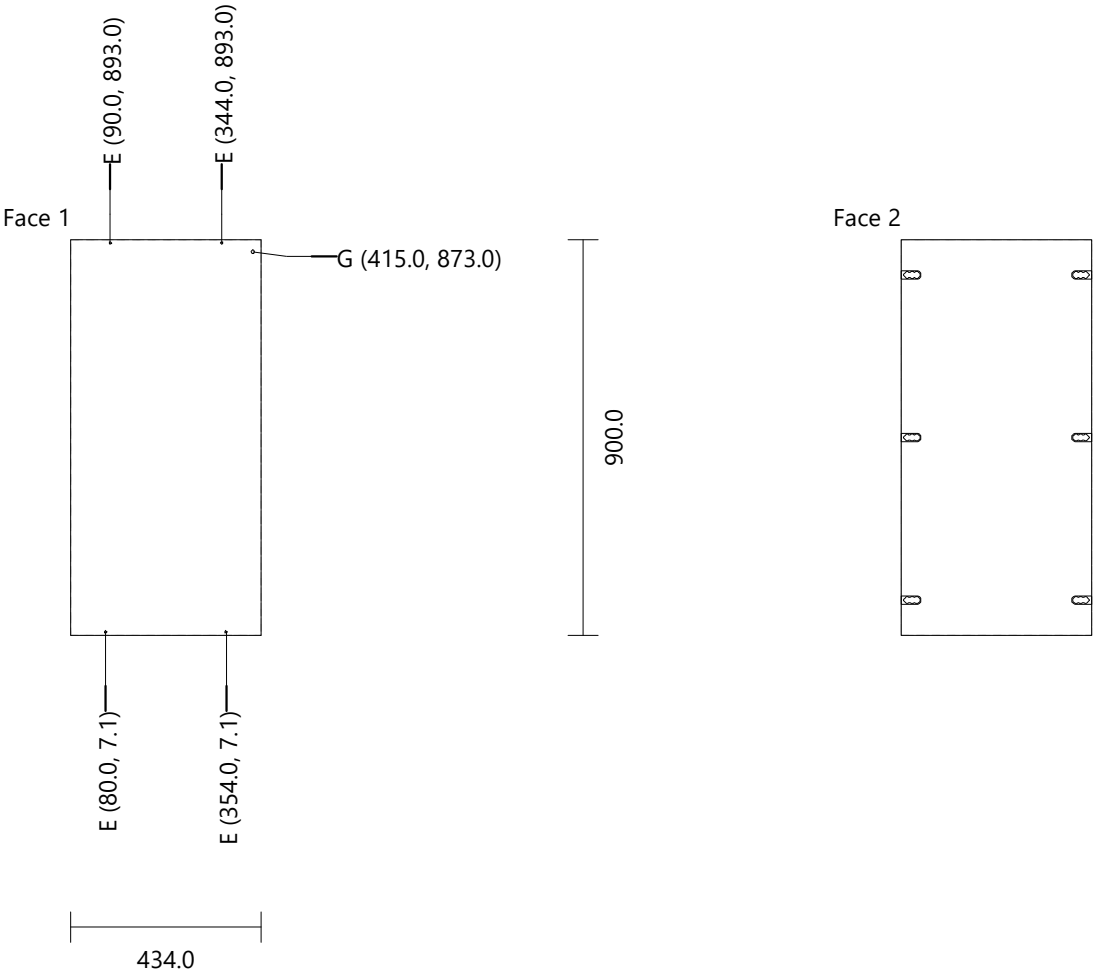
Wall Cupboard 450 x 900 x 350[1]
Right Side Sealwise WCB 18mm Height: 900.0 Width: 329.5 Thickness: 18.0 Quantity: 2

Drilling E (3) Diameter: 5.0 Depth: 12.0
 F (12) Diameter: 8.0 Depth: 11.5

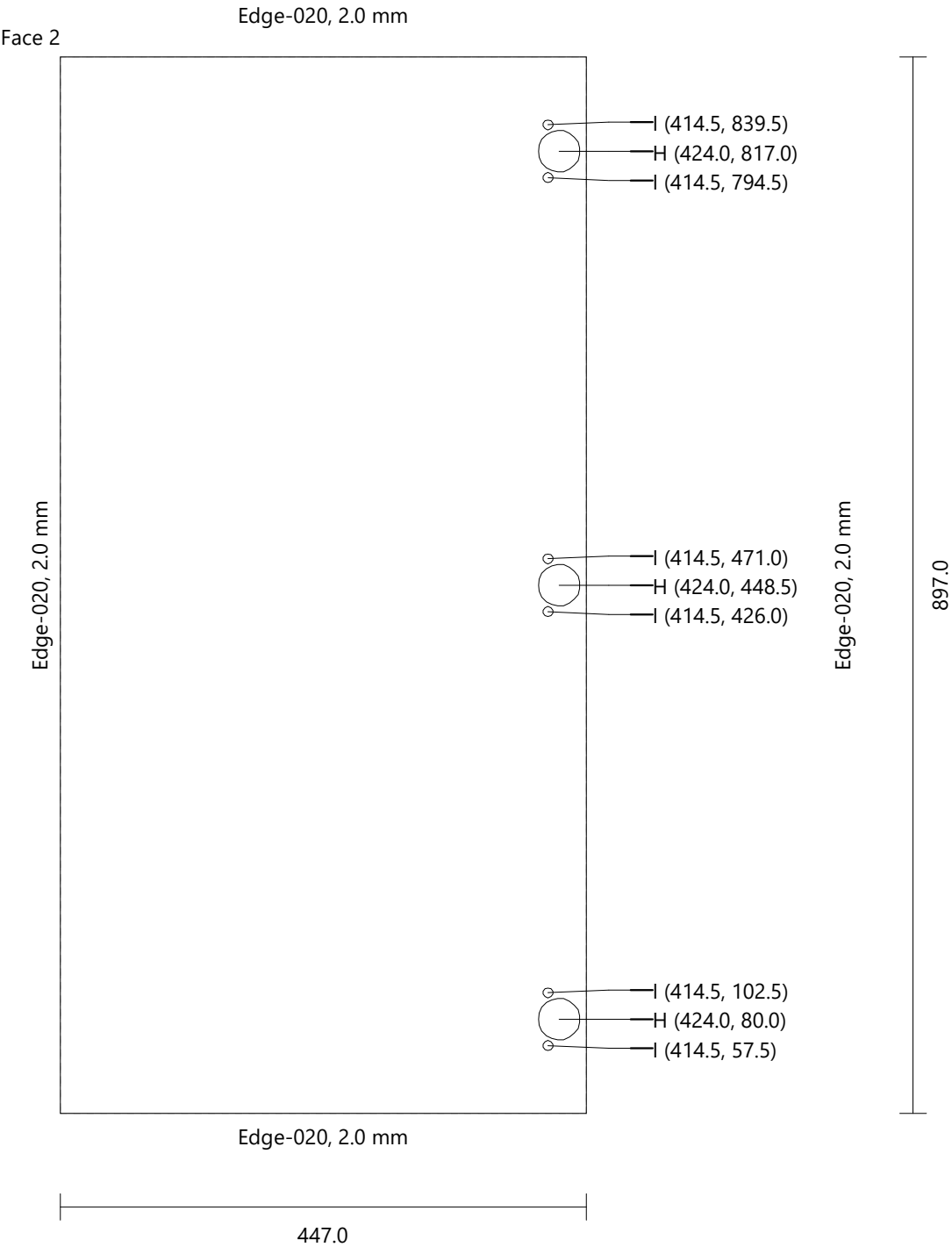
Groove Vertical Face 1 X-Position: 28.8 Y-Position: 0.0 Width: 18.5 Length: 900.0 Depth: 10.5



Wall Cupboard 450 x 900 x 350[1]							
Back		Sealwise WCB 18mm		Height: 900.0	Width: 434.0	Thickness: 18.0	Quantity: 2
Drilling	E (4)	Diameter: 5.0	Depth: 12.0				
	G (1)	Diameter: 8.0	Depth: 13.0				
Lamello / Cabineo / Cap +9mm A (6) (-90)				Face 1	X-Position: 410.7	Y-Position: 820.0	Scale: 100 Depth: 2.1
Lamello / Cabineo / Cap +9mm A (6) (-90)				Face 1	X-Position: 410.7	Y-Position: 450.0	Scale: 100 Depth: 2.1
Lamello / Cabineo / Cap +9mm A (6) (-90)				Face 1	X-Position: 410.7	Y-Position: 80.0	Scale: 100 Depth: 2.1
Lamello / Cabineo / Cap +9mm A (6) (-90)				Face 1	X-Position: 23.3	Y-Position: 820.0	Scale: 100 Depth: 2.1
Lamello / Cabineo / Cap +9mm A (6) (-90)				Face 1	X-Position: 23.3	Y-Position: 450.0	Scale: 100 Depth: 2.1
Lamello / Cabineo / Cap +9mm A (6) (-90)				Face 1	X-Position: 23.3	Y-Position: 80.0	Scale: 100 Depth: 2.1
Lamello / Cabineo / Milling (6) (90)				Face 1	X-Position: 409.2	Y-Position: 820.0	Scale: 100 Depth: 13.0
Lamello / Cabineo / Milling (6) (90)				Face 1	X-Position: 409.2	Y-Position: 450.0	Scale: 100 Depth: 13.0
Lamello / Cabineo / Milling (6) (90)				Face 1	X-Position: 409.2	Y-Position: 80.0	Scale: 100 Depth: 13.0
Lamello / Cabineo / Milling (6) (90)				Face 1	X-Position: 24.8	Y-Position: 820.0	Scale: 100 Depth: 13.0
Lamello / Cabineo / Milling (6) (90)				Face 1	X-Position: 24.8	Y-Position: 450.0	Scale: 100 Depth: 13.0
Lamello / Cabineo / Milling (6) (90)				Face 1	X-Position: 24.8	Y-Position: 80.0	Scale: 100 Depth: 13.0




Wall Cupboard 450 x 900 x 350[1]				
Door Std (Single) [1]	Generic 0181	Height: 897.0	Width: 447.0	Thickness: 18.0
Drilling	H (3)	Diameter: 35.0	Depth: 14.0	Quantity: 2
	I (6)	Diameter: 8.0	Depth: 13.0	



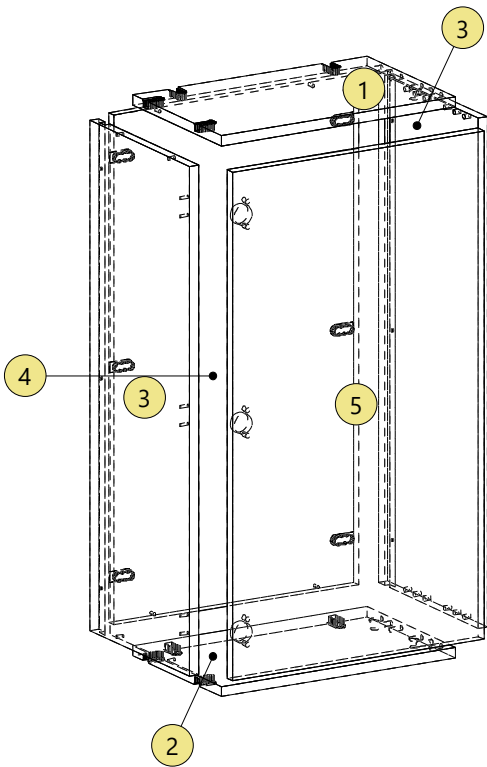
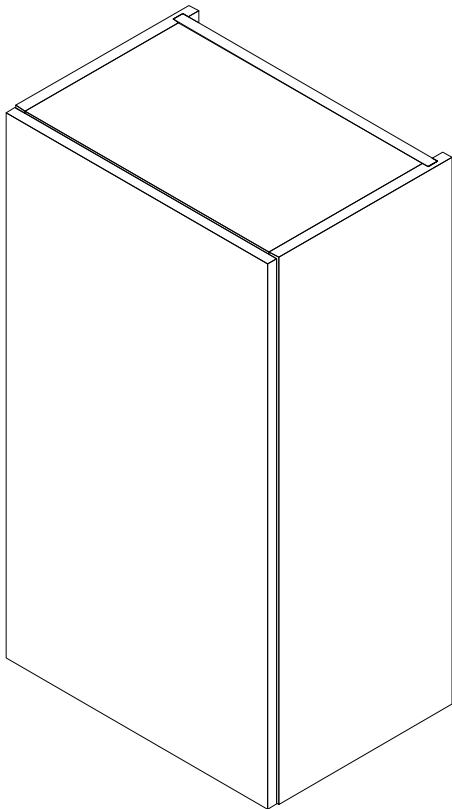

Wall Cupboard 500 x 900 x 350

Height	900.0 mm
Width	500.0 mm
Depth	350.0 mm

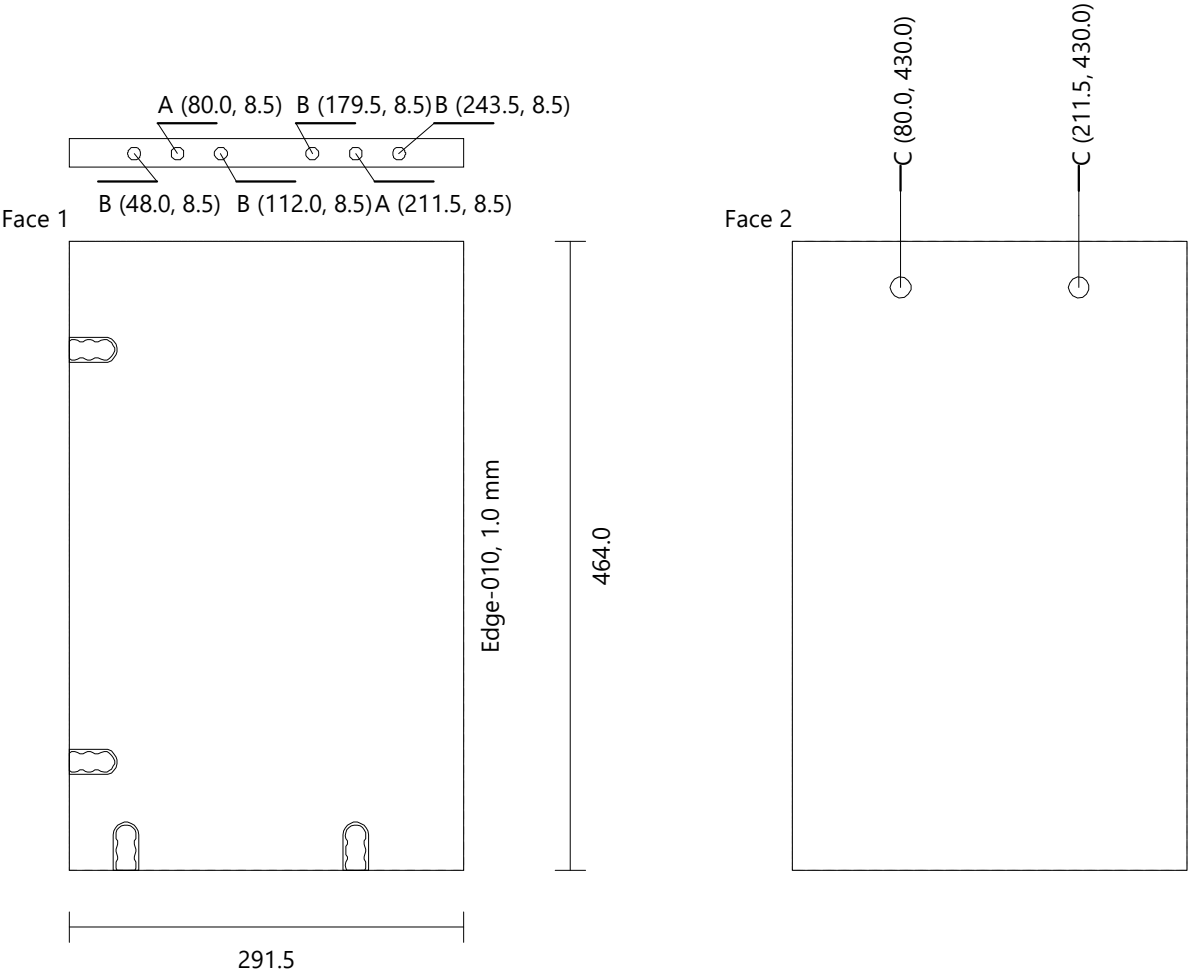
FRONT VIEW



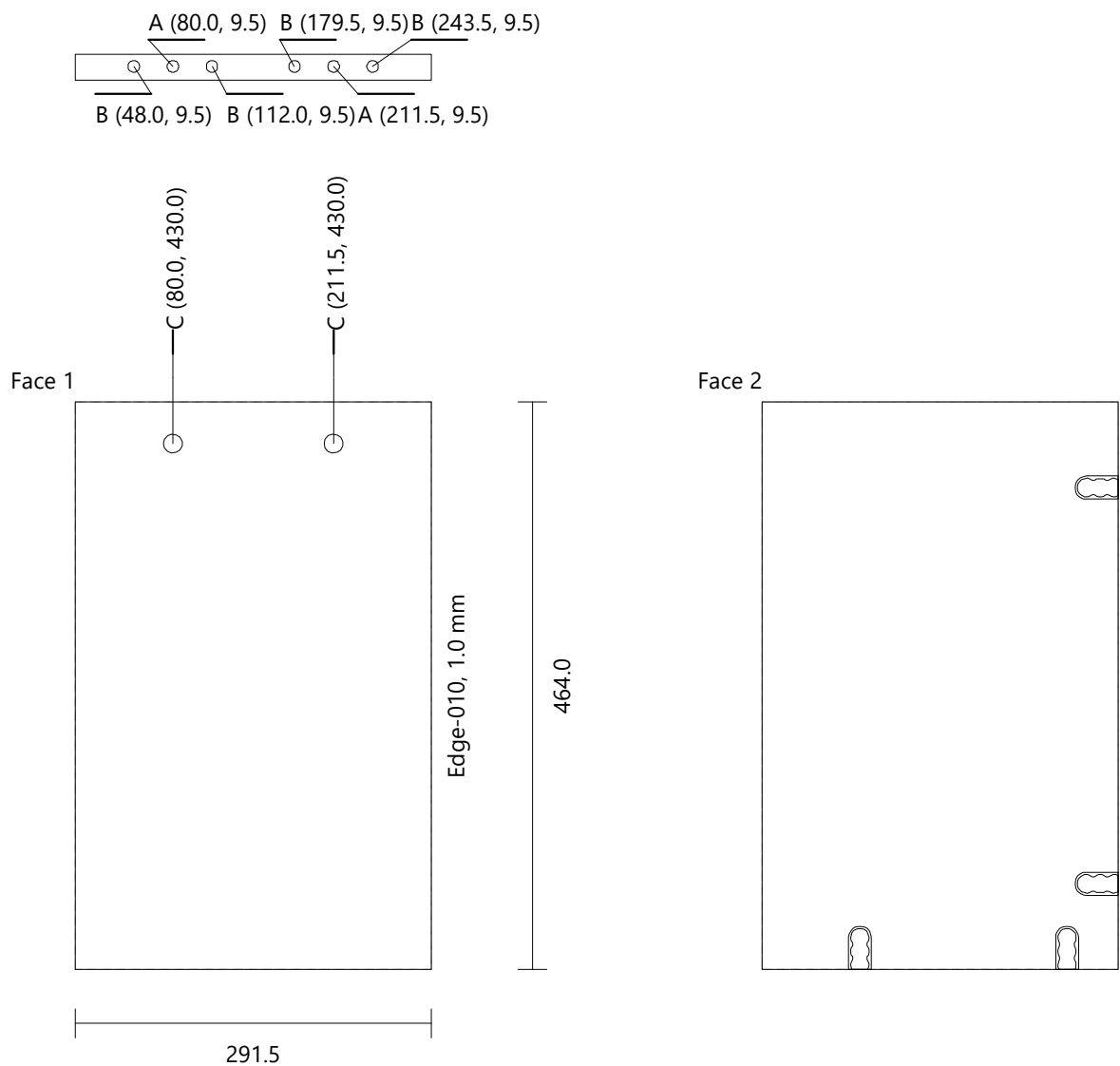
LEFT VIEW



Wall Cupboard 500 x 900 x 350								
Top		Sealwise WCB 18mm		Height: 464.0	Width: 291.5	Thickness: 18.0	Quantity: 3	
Drilling	A (2)	Diameter: 8.0	Depth: 28.0					
	B (4)	Diameter: 8.0	Depth: 21.5					
	C (2)	Diameter: 15.0	Depth: 14.0					
Lamello / Cabineo / Cap +9mm A (4) (-90)				Face 1	X-Position: 278.2	Y-Position: 384.0	Scale: 100	Depth: 2.1
Lamello / Cabineo / Cap +9mm A (4) (-90)				Face 1	X-Position: 278.2	Y-Position: 80.0	Scale: 100	Depth: 2.1
Lamello / Cabineo / Cap +9mm A (4) (-90)				Face 1	X-Position: 80.0	Y-Position: 450.7	Scale: 100	Depth: 2.1
Lamello / Cabineo / Cap +9mm A (4) (-90)				Face 1	X-Position: 249.5	Y-Position: 450.7	Scale: 100	Depth: 2.1
Lamello / Cabineo / Milling (4) (90)				Face 1	X-Position: 276.7	Y-Position: 384.0	Scale: 100	Depth: 13.0
Lamello / Cabineo / Milling (4) (90)				Face 1	X-Position: 276.7	Y-Position: 80.0	Scale: 100	Depth: 13.0
Lamello / Cabineo / Milling (4) (90)				Face 1	X-Position: 80.0	Y-Position: 449.2	Scale: 100	Depth: 13.0
Lamello / Cabineo / Milling (4) (90)				Face 1	X-Position: 249.5	Y-Position: 449.2	Scale: 100	Depth: 13.0



Wall Cupboard 500 x 900 x 350								
Bottom		Sealwise WCB 18mm		Height: 464.0	Width: 291.5	Thickness: 18.0	Quantity: 3	
Drilling	A (2)	Diameter: 8.0	Depth: 28.0					
	B (4)	Diameter: 8.0	Depth: 21.5					
	C (2)	Diameter: 15.0	Depth: 14.0					
Lamello / Cabineo / Cap +9mm A (4) (-90)				Face 1	X-Position: 13.3	Y-Position: 70.0	Scale: 100	Depth: 2.1
Lamello / Cabineo / Cap +9mm A (4) (-90)				Face 1	X-Position: 13.3	Y-Position: 394.0	Scale: 100	Depth: 2.1
Lamello / Cabineo / Cap +9mm A (4) (-90)				Face 1	X-Position: 211.5	Y-Position: 13.3	Scale: 100	Depth: 2.1
Lamello / Cabineo / Cap +9mm A (4) (-90)				Face 1	X-Position: 42.0	Y-Position: 13.3	Scale: 100	Depth: 2.1
Lamello / Cabineo / Milling (4) (90)				Face 1	X-Position: 14.8	Y-Position: 70.0	Scale: 100	Depth: 13.0
Lamello / Cabineo / Milling (4) (90)				Face 1	X-Position: 14.8	Y-Position: 394.0	Scale: 100	Depth: 13.0
Lamello / Cabineo / Milling (4) (90)				Face 1	X-Position: 211.5	Y-Position: 14.8	Scale: 100	Depth: 13.0
Lamello / Cabineo / Milling (4) (90)				Face 1	X-Position: 42.0	Y-Position: 14.8	Scale: 100	Depth: 13.0

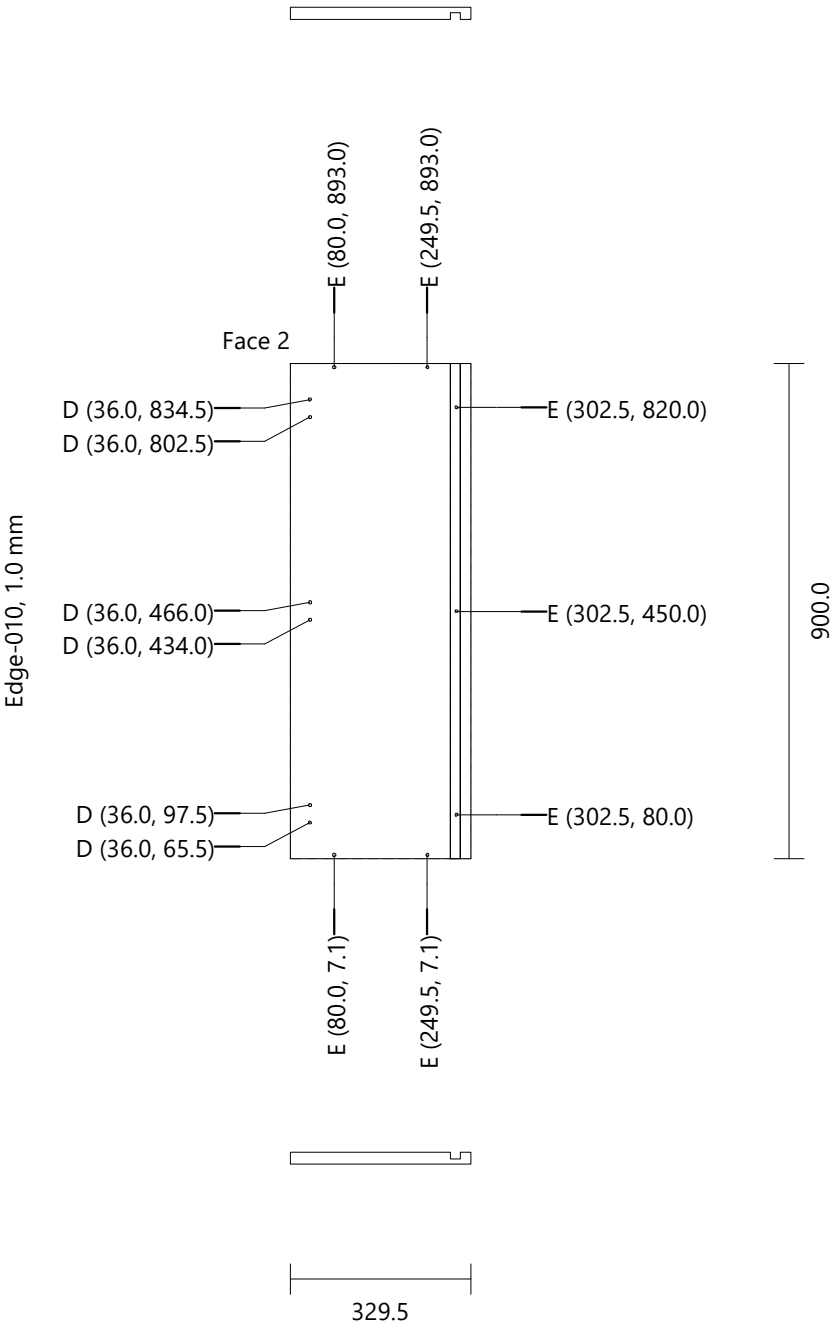


Wall Cupboard 500 x 900 x 350

Left SideSealwise WCB 18mmHeight: 900.0Width: 329.5Thickness: 18.0Quantity: 3

DrillingD (6)Diameter: 5.0Depth: 15.0
E (7)Diameter: 5.0Depth: 12.0

Groove VerticalFace 2X-Position: 300.8Y-Position: 0.0Width: 18.5Length: 900.0Depth: 10.5



Wall Cupboard 500 x 900 x 350

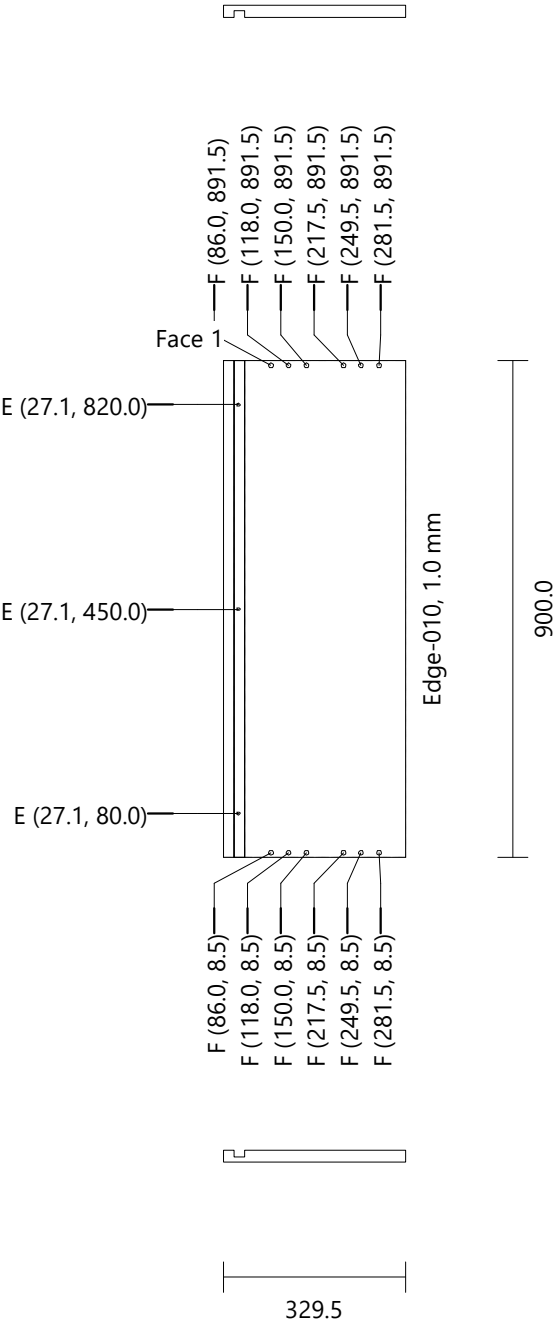
Right Side	Sealwise WCB 18mm	Height: 900.0	Width: 329.5	Thickness: 18.0	Quantity: 3
------------	-------------------	---------------	--------------	-----------------	-------------

Drilling

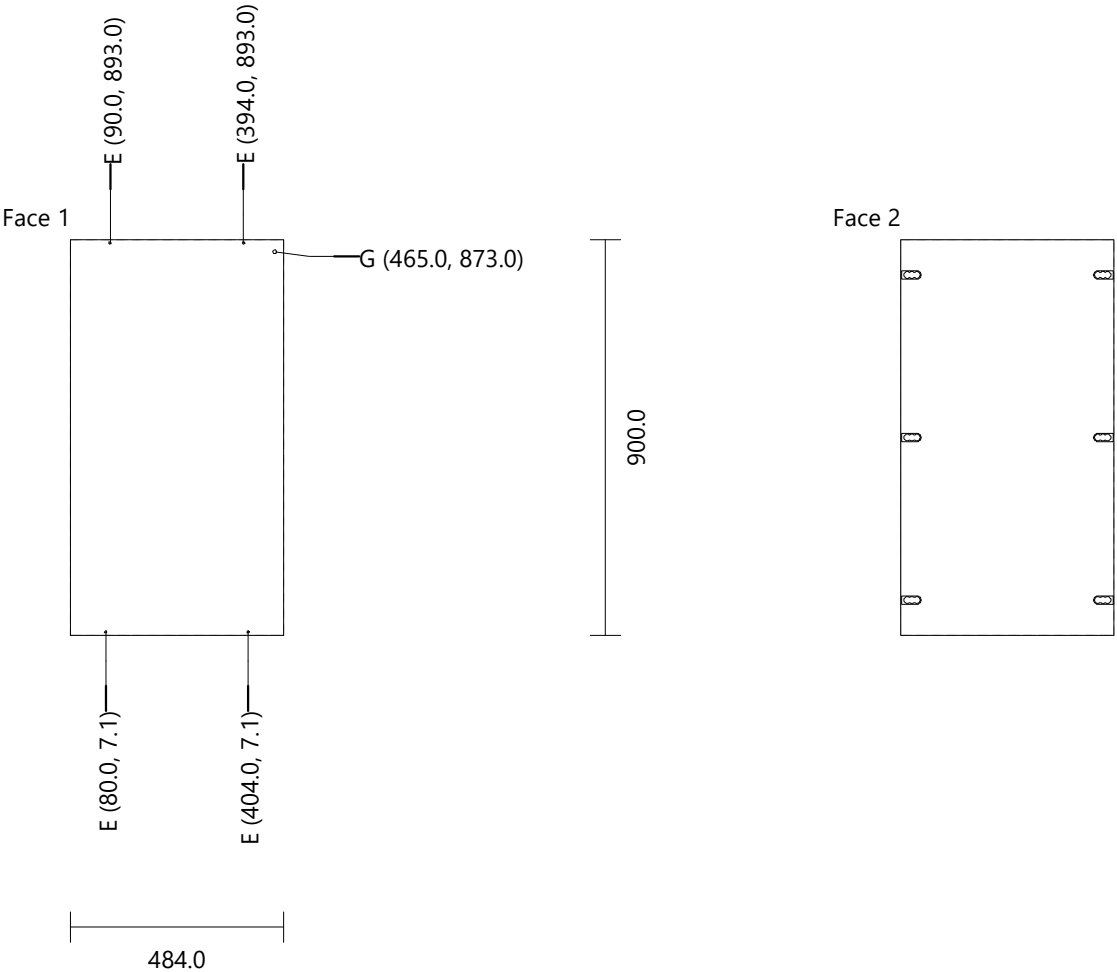
E (3)	Diameter: 5.0	Depth: 12.0
F (12)	Diameter: 8.0	Depth: 11.5

Groove Vertical

Face 1	X-Position: 28.8	Y-Position: 0.0	Width: 18.5	Length: 900.0	Depth: 10.5
--------	------------------	-----------------	-------------	---------------	-------------



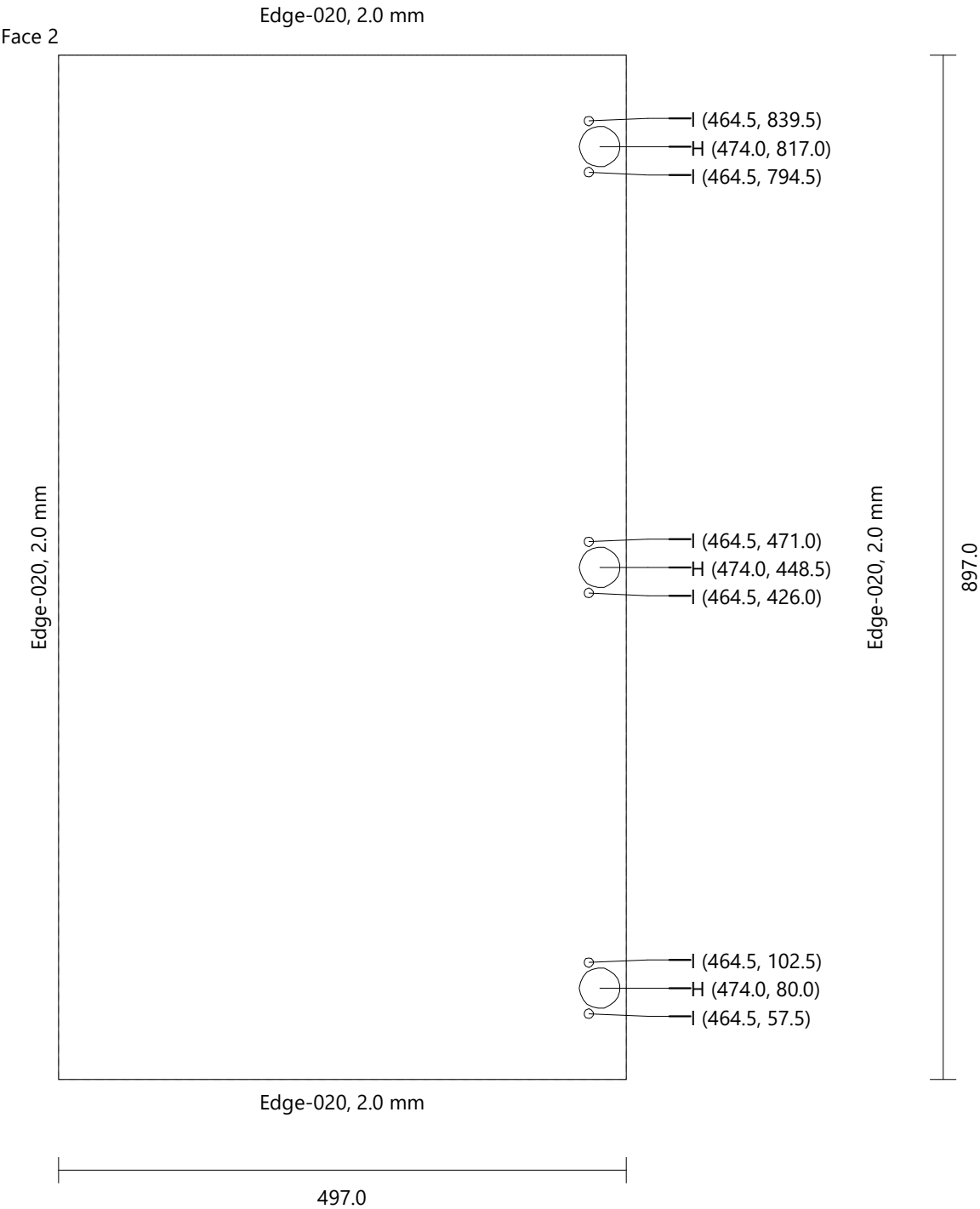
Wall Cupboard 500 x 900 x 350							
Back		Sealwise WCB 18mm		Height: 900.0	Width: 484.0	Thickness: 18.0	Quantity: 3
Drilling	E (4)	Diameter: 5.0	Depth: 12.0				
	G (1)	Diameter: 8.0	Depth: 13.0				
Lamello / Cabineo / Cap +9mm A (6) (-90)			Face 1	X-Position: 460.7	Y-Position: 820.0	Scale: 100	Depth: 2.1
Lamello / Cabineo / Cap +9mm A (6) (-90)			Face 1	X-Position: 460.7	Y-Position: 450.0	Scale: 100	Depth: 2.1
Lamello / Cabineo / Cap +9mm A (6) (-90)			Face 1	X-Position: 460.7	Y-Position: 80.0	Scale: 100	Depth: 2.1
Lamello / Cabineo / Cap +9mm A (6) (-90)			Face 1	X-Position: 23.3	Y-Position: 820.0	Scale: 100	Depth: 2.1
Lamello / Cabineo / Cap +9mm A (6) (-90)			Face 1	X-Position: 23.3	Y-Position: 450.0	Scale: 100	Depth: 2.1
Lamello / Cabineo / Cap +9mm A (6) (-90)			Face 1	X-Position: 23.3	Y-Position: 80.0	Scale: 100	Depth: 2.1
Lamello / Cabineo / Milling (6) (90)			Face 1	X-Position: 459.2	Y-Position: 820.0	Scale: 100	Depth: 13.0
Lamello / Cabineo / Milling (6) (90)			Face 1	X-Position: 459.2	Y-Position: 450.0	Scale: 100	Depth: 13.0
Lamello / Cabineo / Milling (6) (90)			Face 1	X-Position: 459.2	Y-Position: 80.0	Scale: 100	Depth: 13.0
Lamello / Cabineo / Milling (6) (90)			Face 1	X-Position: 24.8	Y-Position: 820.0	Scale: 100	Depth: 13.0
Lamello / Cabineo / Milling (6) (90)			Face 1	X-Position: 24.8	Y-Position: 450.0	Scale: 100	Depth: 13.0
Lamello / Cabineo / Milling (6) (90)			Face 1	X-Position: 24.8	Y-Position: 80.0	Scale: 100	Depth: 13.0



Wall Cupboard 500 x 900 x 350

Door Std (Single) [1] Generic 0181 Height: 897.0 Width: 497.0 Thickness: 18.0 Quantity: 3

Drilling H (3) Diameter: 35.0 Depth: 14.0
 I (6) Diameter: 8.0 Depth: 13.0



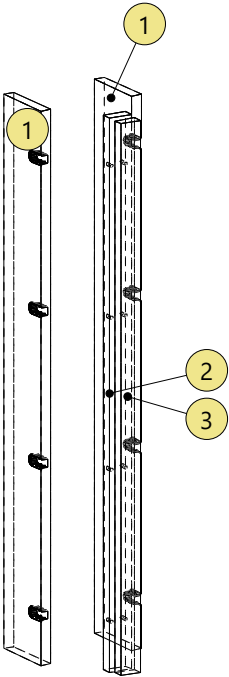
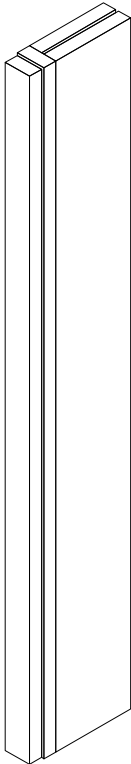
wall filler 900 high

Height	900.0 mm
Width	40.0 mm
Depth	150.0 mm

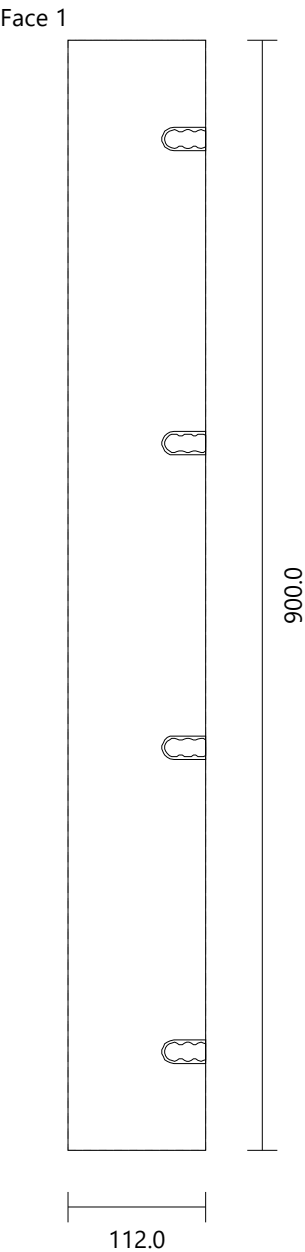
FRONT VIEW



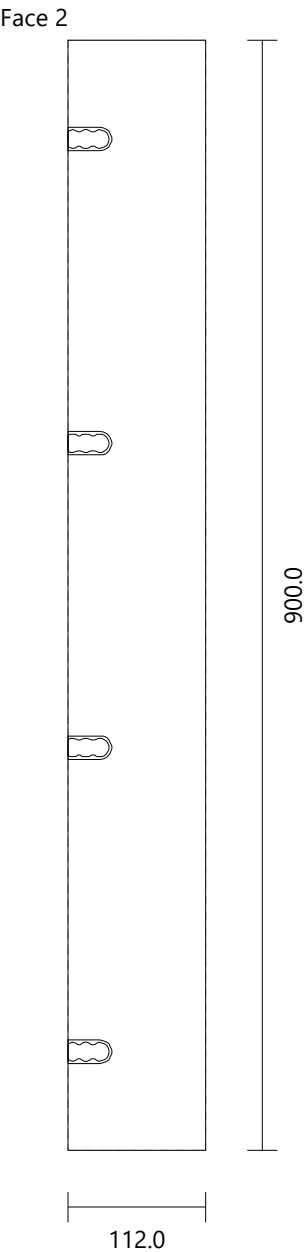
LEFT VIEW



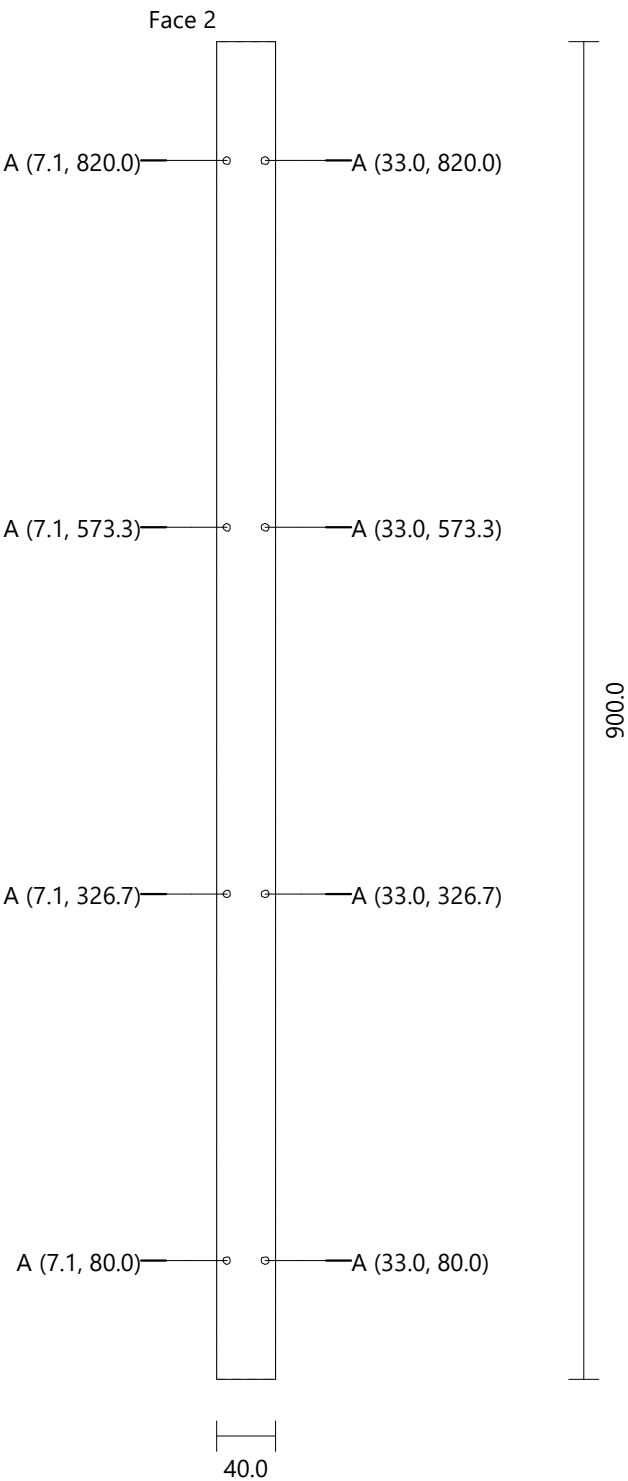
wall filler 900 high						
Left Side	Sealwise WCB 18mm	Height: 900.0	Width: 112.0	Thickness: 18.0	Quantity: 2	
Lamello / Cabineo / Cap +9mm A (4) (-90)	Face 1	X-Position: 13.3	Y-Position: 80.0	Scale: 100	Depth: 2.1	
Lamello / Cabineo / Cap +9mm A (4) (-90)	Face 1	X-Position: 13.3	Y-Position: 326.7	Scale: 100	Depth: 2.1	
Lamello / Cabineo / Cap +9mm A (4) (-90)	Face 1	X-Position: 13.3	Y-Position: 573.3	Scale: 100	Depth: 2.1	
Lamello / Cabineo / Cap +9mm A (4) (-90)	Face 1	X-Position: 13.3	Y-Position: 820.0	Scale: 100	Depth: 2.1	
Lamello / Cabineo / Milling (4) (90)	Face 1	X-Position: 14.8	Y-Position: 80.0	Scale: 100	Depth: 13.0	
Lamello / Cabineo / Milling (4) (90)	Face 1	X-Position: 14.8	Y-Position: 326.7	Scale: 100	Depth: 13.0	
Lamello / Cabineo / Milling (4) (90)	Face 1	X-Position: 14.8	Y-Position: 573.3	Scale: 100	Depth: 13.0	
Lamello / Cabineo / Milling (4) (90)	Face 1	X-Position: 14.8	Y-Position: 820.0	Scale: 100	Depth: 13.0	



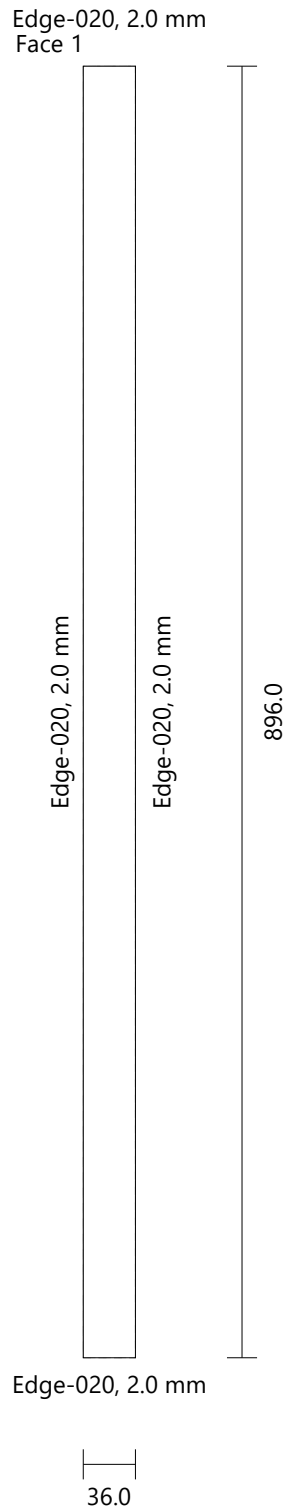
wall filler 900 high						
Right Side	Sealwise WCB 18mm	Height: 900.0	Width: 112.0	Thickness: 18.0	Quantity: 2	
Lamello / Cabineo / Cap +9mm A (4) (-90)	Face 1	X-Position: 98.7	Y-Position: 820.0	Scale: 100	Depth: 2.1	
Lamello / Cabineo / Cap +9mm A (4) (-90)	Face 1	X-Position: 98.7	Y-Position: 573.3	Scale: 100	Depth: 2.1	
Lamello / Cabineo / Cap +9mm A (4) (-90)	Face 1	X-Position: 98.7	Y-Position: 326.7	Scale: 100	Depth: 2.1	
Lamello / Cabineo / Cap +9mm A (4) (-90)	Face 1	X-Position: 98.7	Y-Position: 80.0	Scale: 100	Depth: 2.1	
Lamello / Cabineo / Milling (4) (90)	Face 1	X-Position: 97.2	Y-Position: 820.0	Scale: 100	Depth: 13.0	
Lamello / Cabineo / Milling (4) (90)	Face 1	X-Position: 97.2	Y-Position: 573.3	Scale: 100	Depth: 13.0	
Lamello / Cabineo / Milling (4) (90)	Face 1	X-Position: 97.2	Y-Position: 326.7	Scale: 100	Depth: 13.0	
Lamello / Cabineo / Milling (4) (90)	Face 1	X-Position: 97.2	Y-Position: 80.0	Scale: 100	Depth: 13.0	




wall filler 900 high
Fixed Double-back [1] Sealwise WCB 18mm Height: 900.0 Width: 40.0 Thickness: 18.0 Quantity: 2
Drilling A (8) Diameter: 5.0 Depth: 12.0



wall filler 900 high
Door Std (Single) [1] Sealwise WCB 18mm Height: 896.0 Width: 36.0 Thickness: 18.0 Quantity: 2




Single Panels
Main worktop zz-019 Height: 2430.0 Width: 555.0 Thickness: 19.0 Quantity: 1




Single Panels					
Countertop[1]	zz-019	Height: 400.0	Width: 500.0	Thickness: 19.0	Quantity: 1

Face 1

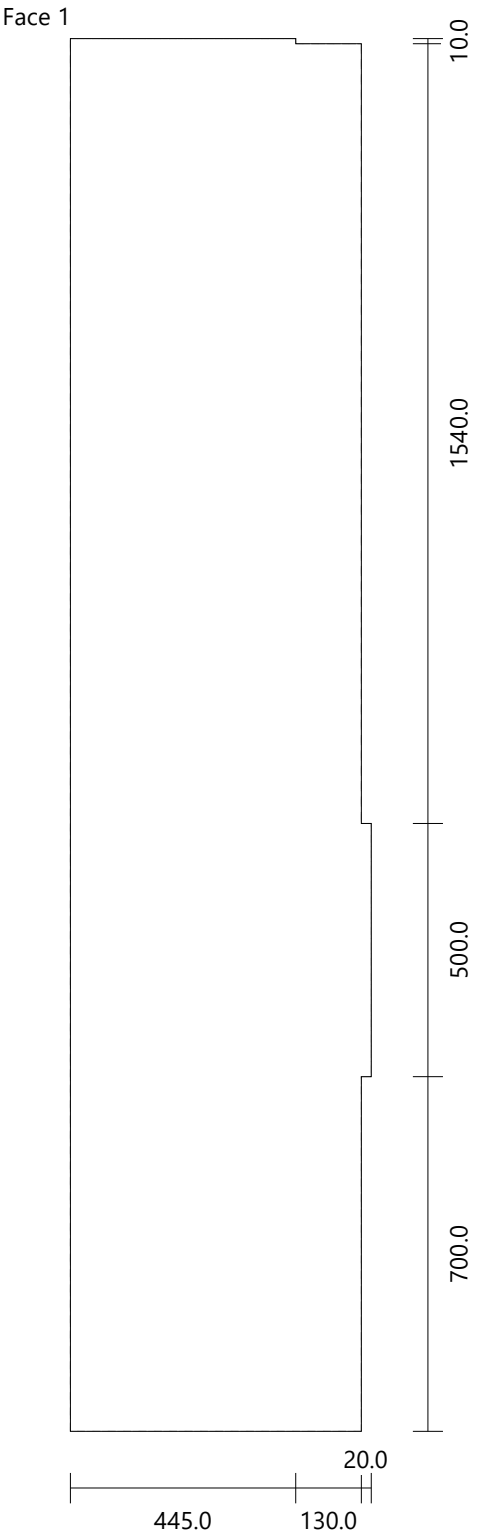


Single Panels					
Countertop[2]	zz-019	Height: 300.0	Width: 1900.0	Thickness: 19.0	Quantity: 1

Face 1



Single Panels
Countertop[3] zz-019 Height: 2750.0 Width: 595.0 Thickness: 19.0 Quantity: 1



Single Panels
Countertop[4] zz-019 Height: 2200.0 Width: 495.0 Thickness: 19.0 Quantity: 1

Face 1

